

# WS Montanaro Global Select Fund

31 July 2024

**For Professional and Institutional investors only**

**Open-Ended Investment Company**

This is a marketing communication. This is not a contractually binding document. Please refer to the Prospectus of the UCITS and to the KIID or KID and do not base any final investment decision on this communication alone.

## Investment Objective and Policy

To achieve capital growth in excess of the MSCI World SMID Cap Index (Total Return) over any five year period, after all costs and charges have been taken. To invest at least 60% of the Fund in the shares of small and medium sized companies in Australia, Austria, Belgium, Canada, Denmark, Finland, France, Germany, Greece, Hong Kong, Iceland, Ireland, Israel, Italy, Japan, Luxembourg, Malta, Netherlands, New Zealand, Norway, Portugal, Singapore, Spain, Sweden, Switzerland, Taiwan, United Kingdom and United States, including Real Estate Investment Trusts (REITs); that have a market capitalisation (the total value of the company) which is less than the largest company by value in the MSCI World SMID (Small and Medium) Cap Index. The Fund may also invest up to 40% in larger sized companies.

## Performance

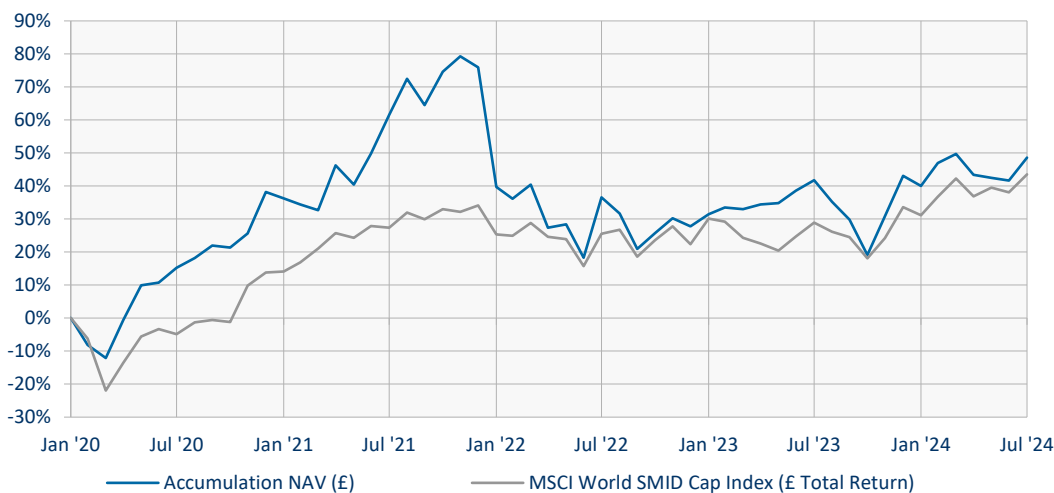
### Cumulative Returns

	YTD	1M	3M	6M	12M	3Y	5Y	10Y	Launch
<b>Accumulation A (£)</b>	3.8%	4.8%	3.6%	6.1%	4.8%	-8.1%	N/A	N/A	48.6%
<b>MSCI World SMID (£ TR)</b>	7.5%	3.9%	4.8%	9.4%	11.4%	12.6%	N/A	N/A	43.5%

### Calendar Year Returns

	2023	2022	2021
<b>Accumulation A (£)</b>	12.0%	-27.4%	27.4%
<b>MSCI World SMID (£ TR)</b>	9.1%	-8.7%	17.8%

### Cumulative Performance Since Inception



Source: Montanaro, Bloomberg. NAV to NAV.

## Key Information

<b>Fund Launch</b>	January 2020
<b>ACD</b>	Waystone Management (UK) Limited
<b>Depository</b>	BNY Mellon
<b>Transfer Agent</b>	Waystone Management (UK) Limited
<b>Legal Status</b>	OEIC
<b>Domicile</b>	UK
<b>Valuation Time</b>	Daily 12pm (London)
<b>Dealing Cut-Off Time</b>	Daily 11.59am (London)

## Fund Facts

<b>Lead Fund Manager</b>	George Cooke
<b>Backup Fund Manager</b>	Charles Montanaro
<b>Target Benchmark</b>	MSCI World SMID Cap

<b>Fund Size</b>	£76.7 million
<b>No. of Holdings</b>	29
<b>Median Mkt Cap</b>	£7,997 million
<b>Cash</b>	0.6%
<b>Forecast Yield 25F*</b>	1.2%

\*Calculated as the weighted average forecast yield on the Portfolio.

## ESG

<b>Carbon Intensity</b>	23.6
<b>Water Intensity</b>	n/a
<b>Waste Intensity</b>	n/a
<b>Fund ESG Score*</b>	6.3

\*The Fund ESG Score is the weighted average of Montanaro's proprietary company ESG Checklist scores (0-10; 10 is best).

## Risk & Reward Profile



• This indicator shows how much a fund has risen and fallen in the past, and therefore how much a fund's returns have varied. It is a measure of a fund's volatility. As the fund has less than 5 years price history, this calculation incorporates the volatility of an appropriate benchmark index. The higher a fund's past volatility the higher the number on the scale and the greater the risk that investors in that fund may have made losses as well as gains.

• The fund has been classed as 6 because its volatility has been measured as above average to high.

• This indicator is based on historical data and may not be a reliable indication of the future risk profile of this fund.

• The risk and reward profile shown is not guaranteed to remain the same and may shift over time. Number 1 on the scale does not mean that a fund is risk free.

## Important Information

Past performance is not a reliable indicator of future results. All investments are subject to risk and the value of shares and the income from them can fall as well as rise due to stock market and currency movements. You may not get back as much as you originally invested.

For further information please see the Prospectus and Key Investor Information Document (KIID) available on the Link website ([www.linkfundsolutions.co.uk](http://www.linkfundsolutions.co.uk)).

Transfer Agent – Contact Waystone Management (UK) Limited  
Tel: 0345 922 0044 Email: [investorservices@linkgroup.co.uk](mailto:investorservices@linkgroup.co.uk)

Montanaro Asset Management Limited, 53 Threadneedle Street, London, EC2R 8AR

Tel: 020 7448 8600

Fax: 020 7448 8601

[www.montanaro.co.uk](http://www.montanaro.co.uk)

[enquiries@montanaro.co.uk](mailto:enquiries@montanaro.co.uk)

**Top 10 Holdings\***

Tyler Technologies	5.8%
Houlihan Lokey	5.0%
MTU Aero Engines	5.0%
Rollins	4.9%
Games Workshop	4.7%
American Water Works	4.3%
Icon	4.0%
Esker	3.9%
Ansys Inc	3.8%
Trex Company	3.8%
	<b>45.2%</b>

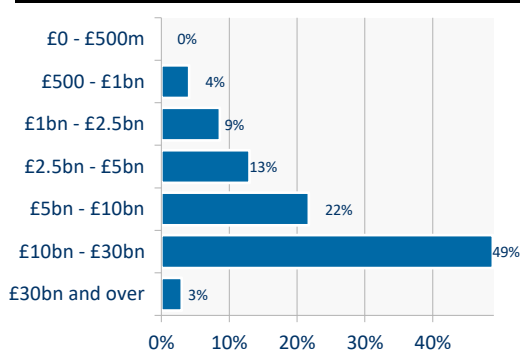
\*Source: Montanaro, Bloomberg as at 31/07/24

**Portfolio Analysis\***

Price / Earnings 25F	28.9
EPS Growth 25F	14.8%
Dividend Growth 25F	8.7%
Return on Equity 25F	19.0%
EV/EBITDA 25F	22.2
EBIT Margin 25F	29.7%
Net Debt/Equity 25F	7.3%

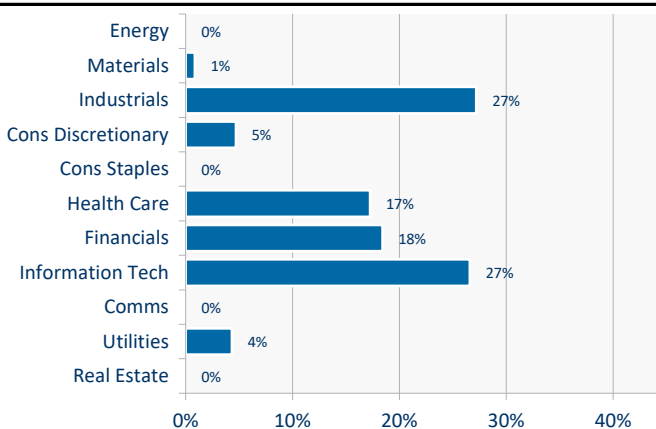
\*Source: Montanaro, Factset as at 31/07/24

**Market Capitalisation Allocation\***



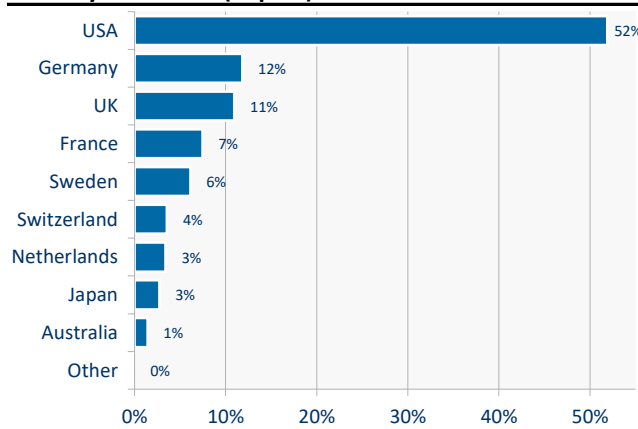
\*Source: Montanaro, Bloomberg as at 31/07/24

**Sector Allocation\***



\*Source: Montanaro, Bloomberg as at 31/07/24

**Country Allocation (Top 10)\***



\*Source: Montanaro, Bloomberg as at 31/07/24

**Share Class Information**

	Ticker	ISIN	SEDOL	Launch	NAV	Ongoing Charge	Annual AMC	Perf Fee	High Water Mark	Initial Charge	Minimum Investment	SRR1
<b>Accumulation A Class</b>	LFMGSAS LN	GB00BJRCFN97	BJRCFN9	31/01/2020	148.56p	0.90%	0.75%	Nil	N/A	N/A	£1,000	6
<b>Accumulation B Class</b>	LFMGBPB LN	GB00BMF39M28	BMF39M2	17/05/2022	122.53p	0.65%	0.55%	Nil	N/A	N/A	£50,000,000	6

**Platforms**

7IM ♦ AJ Bell ♦ Aviva ♦ FNZ Wealth ♦ Novia ♦ Pershing Nexus ♦ Transact ♦ Zurich ♦ Embark ♦ Ascetric ♦ Hargreaves Lansdown ♦ Allfunds ♦ Fidelity ♦ Nucleus ♦ Old Mutual

**Important Information**

This material is issued monthly by Montanaro Asset Management Limited ("MAM"), the Fund Manager. MAM is authorised and regulated by the Financial Conduct Authority ("FCA") FRN: 183211. Company registration number 03246931. Registered office 53 Threadneedle Street, London, EC2R 8AR. It may not be copied or distributed or otherwise made available to any recipient without the express written consent of MAM.

This material constitutes a financial promotion for the purposes of the Financial Services and Markets Act 2000 (the "Act"). The material included in this report has been prepared by MAM and is intended for informational purposes only. It does not constitute an invitation or offer to subscribe for or purchase shares in the Fund. Such investments can only be made by completing the application forms that accompany the Fund's Prospectus. This material is for Professional and Institutional Investors only; MAM is not authorised to market directly to retail investors. Retail investors should seek independent financial advice before making any investment decisions.

Information and opinions presented in this material have been obtained or derived from sources believed by MAM to be reliable. MAM makes no representation as to their accuracy or completeness.

It is the responsibility of all users of this information to be informed and observe all applicable laws and regulations of any relevant jurisdictions where they reside.

