

WS Montanaro Europe (ex-UK) Small and MidCap Fund

28 June 2024

For Professional and Institutional investors only

Open-Ended Investment Company

This is a marketing communication. This is not a contractually binding document. Please refer to the Prospectus of the UCITS and to the KIID or KID and do not base any final investment decision on this communication alone.

Investment Objective and Policy

To achieve capital growth over any five year period, after all costs and charges have been taken. To invest at least 60% of the Fund in the shares of small and medium sized companies in the European Union, Iceland, Norway and Switzerland, including REITs (Real Estate Investment Trusts are companies that aim to generate an income and/or profit from investing in property), that have a maximum market capitalisation (the total value of the company) of €20 billion. The Fund may also invest up to 40% in larger sized companies, including REITs in the European Union, Iceland, Norway and Switzerland.

Performance

Cumulative Returns

	YTD	1M	3M	6M	12M	3Y	5Y	10Y	Launch*
Accumulation (£)	-2.2%	-1.5%	N/A	N/A	N/A	N/A	N/A	N/A	-2.2%
Income (£ TR†)	-2.2%	-1.5%	N/A	N/A	N/A	N/A	N/A	N/A	-2.2%
IA: Europe xUK Sector (£ TR)	0.4%	-2.0%	N/A	N/A	N/A	N/A	N/A	N/A	0.4%

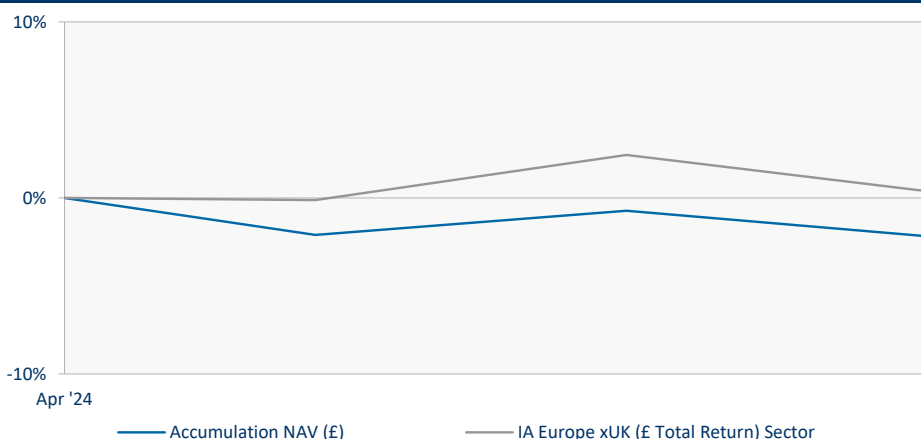
Calendar Year Returns

Accumulation (£)

Income (£ TR†)

IA: Europe xUK Sector (£ TR)

Cumulative Performance Since Inception



Source: Montanaro, Bloomberg, FE Analytics. NAV to NAV.

† Dividends reinvested at ex date. Dividend rates used are estimates where final figures are not available.

*There was a change of strategy, benchmark and name change for the sub-fund as reflected in the prospectus dated 5th April 2024. Performance history shown is therefore from this point. Prior to the change, the sub-fund was called the WS Montanaro European Income Fund, which was launched on the 31st January 2020. Performance of the GBP Accumulation Class from launch to 05/04/24 was 22.09%.

Key Information

Fund Launch	April 2024
ACD	Waystone Management (UK) Limited
Depository	BNY Mellon
Transfer Agent	Waystone Management (UK) Limited
Legal Status	OEIC
Domicile	UK
Valuation Time	Daily 12pm (London)
Dealing Cut-Off Time	Daily 11.59am (London)

Fund Facts

Lead Fund Manager	George Cooke
Backup Fund Manager	Stefan Fischerfeier
Comparator Benchmark	IA Europe xUK Sector

Fund Size	£43.2 million
No. of Holdings	45
Median Mkt Cap	£2,890 million
Cash	3.6%
Forecast Yield 25F*	2.3%

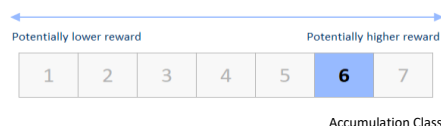
*Calculated as the weighted average forecast yield on the Portfolio. Expenses are paid out of capital.

ESG

Carbon Intensity	61.7
Water Intensity	35,373.9
Waste Intensity	29.0
Fund ESG Score*	6.5

*The Fund ESG Score is the weighted average of Montanaro's proprietary company ESG Checklist scores (0-10; 10 is best).

Risk & Reward Profile



- This indicator shows how much a fund has risen and fallen in the past, and therefore how much a fund's returns have varied. It is a measure of a fund's volatility. As the fund has less than 5 years price history, this calculation incorporates the volatility of an appropriate benchmark index. The higher a fund's past volatility the higher the number on the scale and the greater the risk that investors in that fund may have made losses as well as gains.
- The fund has been classed as 6 because its volatility has been measured as above average to high.
- This indicator is based on historical data and may not be a reliable indication of the future risk profile of this fund.
- The risk and reward profile shown is not guaranteed to remain the same and may shift over time. Number 1 on the scale does not mean that a fund is risk free.

Important Information

Past performance is not a reliable indicator of future results. All investments are subject to risk and the value of shares and the income from them can fall as well as rise due to stock market and currency movements. You may not get back as much as you originally invested.

For further information please see the Prospectus and Key Investor Information Document (KIID) available on the Link website (www.linkfundsolutions.co.uk).

Transfer Agent – Contact Waystone Management (UK) Limited
Tel: 0345 922 0044 Email: investorservices@linkgroup.co.uk

Montanaro Asset Management Limited, 53 Threadneedle Street, London, EC2R 8AR

Tel: 020 7448 8600

Fax: 020 7448 8601

www.montanaro.co.uk

enquiries@montanaro.co.uk

Top 10 Holdings*

Reply	3.2%
Sol	3.1%
Bachem	3.0%
Rational	2.9%
MTU Aero Engines	2.9%
Recordati	2.9%
Fortnox	2.8%
Technoprobe	2.7%
Amadeus Fire	2.7%
Atoss Software	2.6%
	28.8%

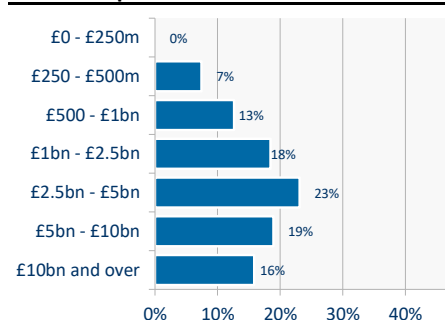
*Source: Montanaro, Bloomberg as at 28/06/24

Portfolio Analysis*

Price / Earnings 25F	21.2
EPS Growth 25F	13.3%
Dividend Growth 25F	9.4%
Return on Equity 25F	18.7%
EV/EBITDA 25F	15.8
EBIT Margin 25F	22.0%
Net Debt/Equity 25F	-6.5%

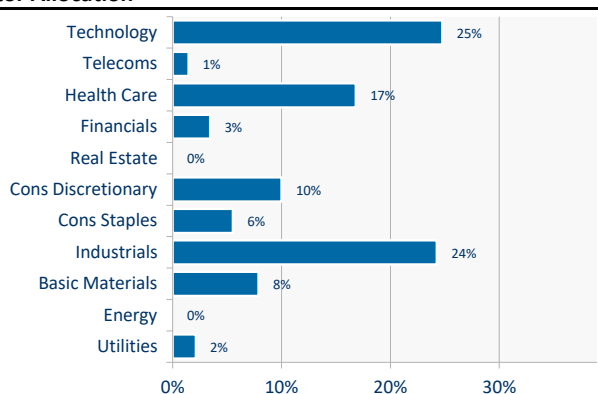
*Source: Montanaro, Factset as at 28/06/24

Market Capitalisation Allocation*



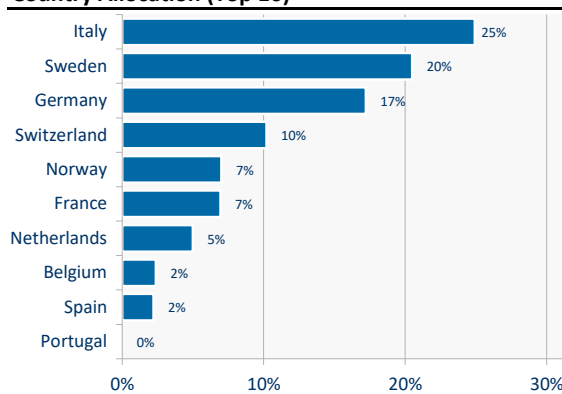
*Source: Montanaro, Bloomberg as at 28/06/24

Sector Allocation*



*Source: Montanaro, Bloomberg as at 28/06/24

Country Allocation (Top 10)*



*Source: Montanaro, Bloomberg as at 28/06/24

Share Class Information

	Ticker	ISIN	SEDOL	Launch	NAV	Ongoing Charge	Annual AMC	Perf Fee	High Water Mark	Initial Charge	Minimum Investment	SRRI
Accumulation	LFMEIAS LN	GB00BJRCFY03	BJRCFY0	05/04/2024	119.43p	0.80%	0.75%	Nil	N/A	N/A	£1,000	6
Income	LFMONAG LN	GB00BJRCFX95	BJRCFX9	05/04/2024	108p	0.80%	0.75%	Nil	N/A	N/A	£1,000	6

Platforms

7IM ♦ AJ Bell ♦ Aviva ♦ FNZ Wealth ♦ Novia ♦ Pershing Nexus ♦ Transact ♦ Zurich ♦ Embark ♦ Ascentric ♦ Hargreaves Lansdown ♦ Allfunds ♦ Fidelity ♦ Nucleus ♦ Old Mutual ♦ James Hay

Important Information

This material is issued monthly by Montanaro Asset Management Limited ("MAM"), the Fund Manager. MAM is authorised and regulated by the Financial Conduct Authority ("FCA") FRN: 183211. Company registration number 03246931. Registered office 53 Threadneedle Street, London, EC2R 8AR. It may not be copied or distributed or otherwise made available to any recipient without the express written consent of MAM.

This material constitutes a financial promotion for the purposes of the Financial Services and Markets Act 2000 (the "Act"). The material included in this report has been prepared by MAM and is intended for informational purposes only. It does not constitute an invitation or offer to subscribe for or purchase shares in the Fund. Such investments can only be made by completing the application forms that accompany the Fund's Prospectus. This material is for Professional and Institutional Investors only; MAM is not authorised to market directly to retail investors. Retail investors should seek independent financial advice before making any investment decisions.

Information and opinions presented in this material have been obtained or derived from sources believed by MAM to be reliable. MAM makes no representation as to their accuracy or completeness.

It is the responsibility of all users of this information to be informed and observe all applicable laws and regulations of any relevant jurisdictions where they reside.

