Sustainability Impact

MONTANARO ASSET MANAGEMENT

WS Montanaro Better World Fund

30 October 2026

For Professional and Institutional investors only

Open-Ended Investment Company

This is a marketing communication. This is not a contractually binding document. Please refer to the Prospectus of the UCITS and to the KIID and KID and do not base any final investment decision on this communication alone.

Investment Objective and Policy

To achieve capital growth over any five year period, after all costs and charges have been taken, by investing in companies which make a positive impact on society or the environment. To invest at least 60% of the Fund in the shares of small and medium sized companies in Australia, Austria, Belgium, Canada, Denmark, Finland, France, Germany, Greece, Hong Kong, Iceland, Ireland, Israel, Italy, Japan, Luxembourg, Malta, Netherlands, New Zealand, Norway, Portugal, Singapore, Spain, Sweden, Switzerland, Taiwan, United Kingdom and United States, including Real Estate Investment Trusts (REITs); that have a market capitalisation (the total value of the company) which is less than the largest company by value in the MSCI World SMID (Small and Medium) Cap Index. The Fund may also invest up to 40% in larger sized companies. The Investment Manager will invest in companies which, in its opinion, make a positive impact on society or the environment, deriving at least 50% of their revenue from themes which the Investment Manager considers contribute to these impacts, such as (but not limited to) environmental protection, low carbon economy, health care, nutrition, innovative technologies and well-being.

Performance

Cumulative Returns

	YTD	1M	3M	6M	12M	3Y	5Y	10Y	Launch
Accumulation (£)	6.4%	3.4%	2.1%	5.1%	0.6%	13.4%	-27.6%	N/A	14.8%
MSCI World SMID (£ TR)	11.6%	0.4%	-0.1%	3.9%	11.3%	55.2%	37.7%	N/A	83.2%

Calendar Year Returns

	2025	2024	2023	2022	2021
Accumulation (£)	-5.1%	-7.7%	6.0%	-28.1%	19.6%
MSCI World SMID (£ TR)	10.2%	11.5%	9.1%	-8.7%	17.8%

Cumulative Performance Since Inception

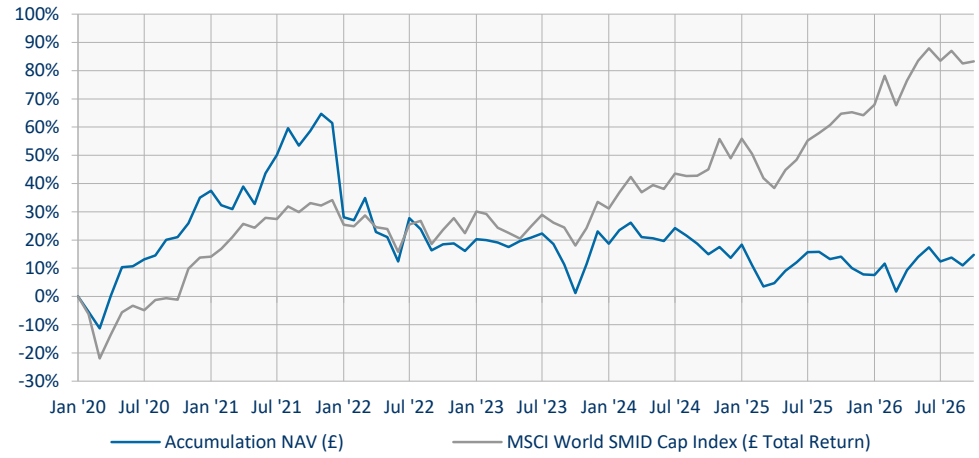

Source: Montanaro, NAV to NAV.

Key Information

Fund Launch	January 2020
ACD	Waystone Management (UK) Limited
Depositary	BNY Mellon
Transfer Agent	Waystone Management (UK) Limited
Legal Status	OEIC
Domicile	UK
Valuation Time	Daily 12pm (London)
Dealing Cut-Off Time	Daily 11.59am (London)

Fund Facts

Lead Fund Manager	Adam Montanaro
Backup Fund Manager	Andrea Shen
Comparator Benchmark	MSCI World SMID Cap
Fund Size	£55.6 million
No.of Holdings	54
Median Mkt Cap	£4,323 million
Cash	1.2%
Forecast Yield 27F*	1.2%

*Calculated as the weighted average forecast yield on the Portfolio.

ESG

SDR	"Sustainability Impact" label
Carbon Intensity 1&2 t/US$ million sales*	34.1
MSCI Biodiversity and Land Use Score*	2.0
% of Women on Board	36%

*See glossary for definitions and MSCI disclaimer. Data as at 31/03/26

Risk & Reward Profile

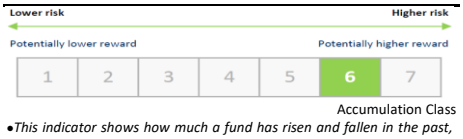

Accumulation Class

- *This indicator shows how much a fund has risen and fallen in the past, and therefore how much a fund's returns have varied. It is a measure of a fund's volatility. The higher a fund's past volatility the higher the number on the scale and the greater the risk that investors in that fund may have made losses as well as gains.*
- *The fund has been classed as 6 because its volatility has been measured as above average to high.*
- *This indicator is based on historical data and may not be a reliable indication of the future risk profile of this fund.*
- *The risk and reward profile shown is not guaranteed to remain the same and may shift over time. Number 1 on the scale does not mean that a fund is risk free.*

Important Information

Past performance is not a reliable indicator of future results. All investments are subject to risk and the value of shares and the income from them can fall as well as rise due to stock market and currency movements. You may not get back as much as you originally invested.

For further information please see the Prospectus and Key Investor Information Document (KIID) available on the Waystone website (https://www.fundsolutions.net/jurisdictions-and-investment-managers/).

Transfer Agent – Contact Waystone Management (UK) Limited

Tel: 0345 922 0044 Email: wtas-investorservices@waystone.com

Montanaro Asset Management Limited, 53 Threadneedle Street, London, EC2R 8AR

Tel: 020 7448 8600 Fax: 020 7448 8601 www.montanaro.co.uk enquiries@montanaro.co.uk

Top 10 Holdings*

Veeva	3.7%
Asahi Intecc	3.3%
Alk-Abello	3.2%
HealthEquity	3.2%
Federal Signal	3.1%
Pfisterer Holding	2.9%
Balchem	2.8%
Tetra Tech	2.8%
Bentley Systems	2.7%
Halma	2.6%
	30.3%

Portfolio Analysis**

Price / Earnings 27F	21.8
EPS Growth 27F	12.5%
Dividend Growth 27F	16.6%
Return on Equity 27F	23.1%
EV/EBITDA 27F	13.2
EBIT Margin 27F	25.5%
Net Debt/Equity 27F	-1.5%

**Source: Montanaro, Factset as at 30/10/26

Market Capitalisation Allocation*

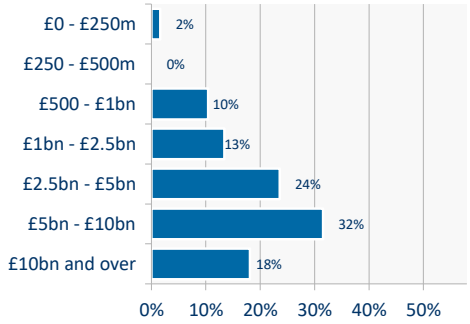

Sector Allocation*

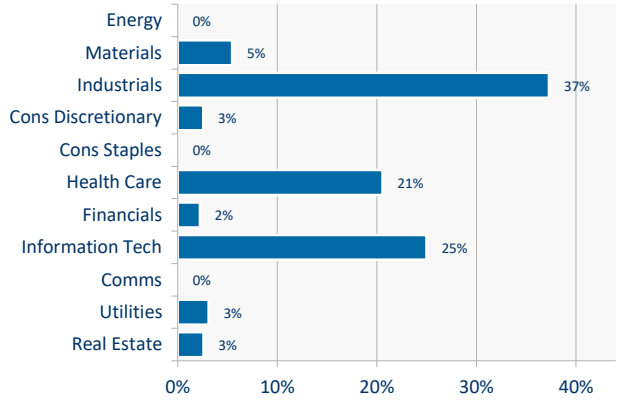

Country Allocation (Top 10)*

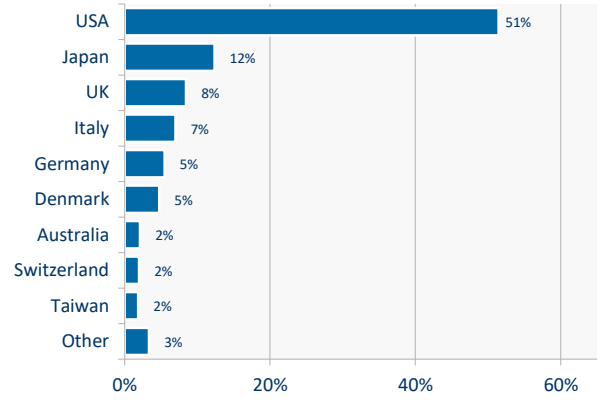

*Source: Internal

Share Class Information

	Ticker	ISIN	SEDOL	Launch	NAV	Ongoing Charge*	Annual AMC	Perf Fee	High Water Mark	Initial Charge	Minimum Investment	SRRI
GBP A Accumulation	LFMBWAS LN	GB00BJRCFP12	BJRCFP1	31/01/2020	114.79p	1.00%	0.85%	Nil	N/A	N/A	£1,000	6
GBP B Income	LFMBWBG LN	GB00BMW2NP33	BMW2NP3	27/08/2020	99.39p	0.70%	0.45%**	Nil	N/A	N/A	£50m	6

* The Ongoing Charge is capped at 1.00% for the A Class and 0.80% for the B Class

**With effect from 01/08/25 Montanaro has partially waived the AMC for this share class to give a rate of 0.45%.

Sustainability Impact

ELITE RADAR™ on our watchlist: FundCalibre.com

Platforms

7IM ♦ AJ Bell ♦ Aviva ♦ FNZ Wealth ♦ Novia ♦ Pershing Nexus ♦ Transact ♦ Zurich ♦ Embark ♦ Ascentric ♦ Hargreaves Lansdown ♦ Allfunds ♦ Fidelity ♦ Nucleus ♦ Old Mutual ♦ James Hay ♦ Raymond James

Important Information

This material is issued monthly by Montanaro Asset Management Limited ("MAM"), the Fund Manager. MAM is authorised and regula ted by the Financial Conduct Authority ("FCA") FRN: 183211. Company registration number 03246931. Registered office 53 Threadneedle Street, London, EC2R 8AR. It may not be copied or distributed or otherwise made available t o any recipient without the express written consent of MAM.

This material constitutes a financial promotion for the purposes of the Financial Services and Markets Act 2000 (the "Act"). The material included in this report has been prepared by MAM and is intended for informational purposes only. It does not constitute an invitation or offer to subscribe for or purchase shares in the Fund. Such investments can only be made by completing the application forms that accompany the Fund's Prospectus. This material is for Professional and Institutional Investors only; MAM is not authorised to market directly to retail investors. Retail investors should seek inde pendent financial advice before making any investment decisions.

Information and opinions presented in this material have been obtained or derived from sources believed by MAM to be reliable . MAM makes no representation as to their accuracy or completeness.

It is the responsibility of all users of this information to be informed and observe all applicable laws and regulations of a ny relevant jurisdictions where they reside.

MONTANARO

Investment Terms Glossary

Active Share
A measure of how much a portfolio's holdings differ from its benchmark index. A higher Active Share indicates a more actively managed portfolio, while a lower value suggests closer alignment with the benchmark.

Beta
This is a measure of an investment's sensitivity to market movements. A beta greater than 1 indicates higher volatility than the market, while a beta less than 1 suggests lower volatility.

Carbon Intensity 1 and 2
CO_2 emissions per unit of revenue, measuring a company's or portfolio's carbon efficiency. Covers Scope 1 (direct) and Scope 2 (indirect from purchased energy), excluding Scope 3 due to limited data.

Dividend Yield
Refers to the underlying portfolio's annual dividend yield, calculated as the weighted average of each holding's expected dividend income as a percentage of the share price.

EBITDA (Earnings Before Interest, Taxes, Depreciation, and Amortisation)
A measure of a company's operating performance, showing profit before accounting for financing and non-cash expenses.

Information Ratio
A measure of risk-adjusted return, calculated by dividing the active return of a portfolio by the tracking error. It indicates how efficiently excess returns are generated relative to the risk taken versus a benchmark.

Jensen's Alpha (annual)
A measure of risk-adjusted performance that shows the excess return a fund generates above its expected return.

MSCI Biodiversity and Land Use Score
Assesses company impacts on nature, including effects on habitats and use of natural resources.

Net Asset Value ("NAV")
The total value of a Fund's assets less its liabilities. This figure is then divided through by the number of units in issue to give the NAV per unit.

Ongoing Charge
Reflecting the annual cost of managing and operating the Fund, the ongoing charge is expressed as a percentage of average net assets and includes management fees and regular expenses, excluding

No Sustainability Label
Sustainable investment labels help investors find products that have a specific sustainability goal. This product does not have a UK sustainable investment label, as the Fund does not have a Sustainability Objective. However, the Fund is in scope of the Naming and Marketing Rule given the integration of Ethical exclusions and ESG across the Fund's holdings.

Price / Earnings (P/E) Ratio
Refers to the underlying portfolio's Price-to-Earnings ratio, a valuation measure calculated by dividing each company's current share price by its earnings per share (EPS). It reflects how much investors are paying for each unit of earnings.

SDR (Sustainability Disclosure Requirements)
UK FCA rules on labelling, disclosure, and anti-greenwashing to ensure sustainability claims are clear and comparable.

Sustainability Impact Label
An FCA label for products aiming to deliver specific, measurable environmental or social outcomes, supported by a theory of change and robust measurement.

The four SDR labels are:
Sustainability Focus:
Invests mainly in sustainable assets
Sustainability Improvers:
Targets assets on a path to improve
Sustainability Impact:
Invests in solutions to sustainability challenges
Sustainability Mixed Goals:
Blends the other three approaches

Sharpe Ratio
A measure of risk-adjusted return; the higher the Sharpe Ratio, the better the return per unit of risk taken.

Standard Deviation
A measure of the amount of variation or dispersion of returns from the average return, used to quantify risk.

Tracking Error
A measure of how closely a fund's returns match its benchmark index. Lower tracking error indicates closer alignment.

MSCI Disclaimer
Certain information contained herein (the "Information") is sourced from/copyright of MSCI Inc., MSCI Solutions LLC, or their affiliates ("MSCI"), or information providers (together the "MSCI Parties") and may have been used to calculate scores, signals, or other indicators. The Information is for internal use only and may not be reproduced or disseminated in whole or part without prior written permission. The Information may not be used for, nor does it constitute, an offer to buy or sell, or a promotion or recommendation of, any security, financial instrument or product, trading strategy, or index, nor should it be taken as an indication or guarantee of any future performance. Some funds may be based on or linked to MSCI indexes, and MSCI may be compensated based on the fund's assets under management or other measures. MSCI has established an information barrier between index research and certain Information. None of the Information in and of itself can be used to determine which securities to buy or sell or when to buy or sell them. For regulatory disclosures mandated under the EU ESG Rating Activities Regulation (Regulation (EU) 2024/3005), please visit www.msci.com/legal/sustainability-and-climate-resources-and-disclosures for methodology and organizational disclosures and https://one.msci.com for rating level disclosures. The Information is provided "as is" and the user assumes the entire risk of any use it may make or permit to be made of the Information. No MSCI Party warrants or guarantees the originality, accuracy and/or completeness of the Information and each expressly disclaims all express or implied warranties. No MSCI Party shall have any liability for any errors or omissions in connection with any Information herein, or any liability for any direct, indirect, special, punitive, consequential or any other damages (including lost profits) even if notified of the possibility of such damages.

MONTANARO