

Montanaro UK Smaller Companies Investment Trust

31 August 2021

Fund Objective

Capital growth by investing in quoted UK smaller companies and to outperform its Benchmark, the Numis Smaller Companies Index (ex-IC).

The Trust will invest primarily in quoted UK smaller companies with a market capitalisation smaller than the largest constituent of the Numis Smaller Companies Index at the time of initial investment.

The Trust pays a quarterly dividend equivalent to 1% of NAV (roughly 4% p.a).

Performance

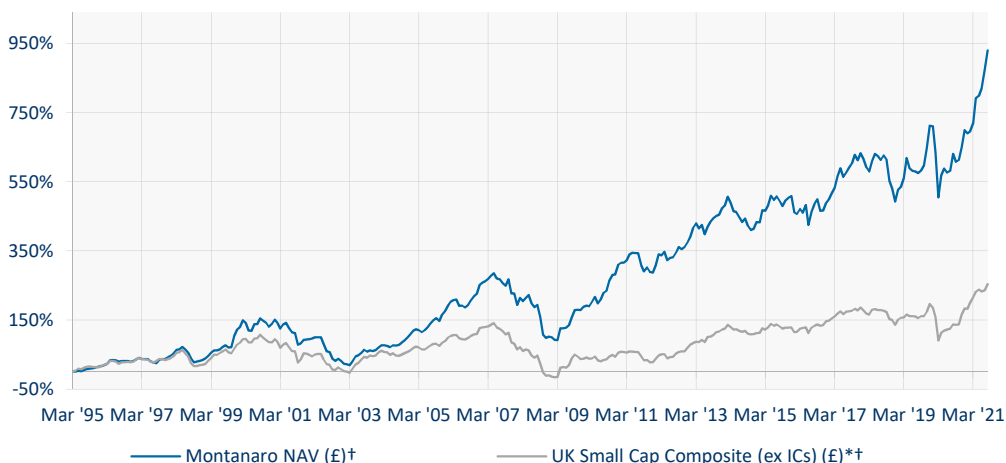
Rolling Returns (£)

	YTD	1M	3M	6M	12M	3Y	5Y	10Y	Launch
Trust (Price)	25.8%	2.3%	12.8%	25.5%	53.6%	67.6%	115.3%	189.0%	963.1%
Trust (NAV)[†]	28.9%	5.6%	14.6%	29.5%	41.1%	41.8%	76.1%	152.9%	930.5%
Benchmark^{**†}	24.9%	5.4%	4.6%	17.9%	49.3%	27.9%	51.9%	144.7%	253.7%

Annual Returns (£) [Financial Year End - 31 March]

	FYTD	20/21	19/20	18/19	17/18	16/17	15/16	14/15	13/14
Trust (Price)	24.4%	50.0%	-0.3%	-3.1%	9.8%	10.6%	-0.4%	-8.4%	15.7%
Trust (NAV)[†]	25.5%	35.8%	-8.4%	-2.9%	7.5%	10.7%	1.1%	-4.0%	11.2%
Benchmark^{**†}	12.2%	65.6%	-25.9%	-3.2%	2.3%	15.4%	1.4%	-3.2%	22.7%

Cumulative Performance Since Inception



Source: Montanaro, Bloomberg. NAV to NAV, fully diluted.

* Composite benchmark. Effective April 1st 2013 the index used in this factsheet for comparison purposes is the Numis Smaller Companies Index (ex-IC).

† Effective November 1st 2018 the performance of the Fund and Benchmark is Total Return. Prior to this the performance is Capital Return.

Key Information

Fund Launch	March 1995
Legal Status	UK Investment Trust
Listing	London Stock Exchange
Dividend Dates	May, Aug, Nov & Feb
Price	177p
NAV[†]	182.92p
Discount	-3%

Fund Facts

Fund Manager	Charles Montanaro
Backup Fund Manager	George Cooke
Benchmark^{**†}	Numis Smaller Companies Index (ex-IC)
Net Assets	£307 million
Gross Assets	£324 million
No. of Holdings	52
Median Mkt Cap	£936 million
Gearing	5.5%

ESG

Carbon Intensity	37.6
Water Intensity	n/a
Waste Intensity	n/a
Fund ESG Score*	6.1

*The Fund ESG Score is the weighted average of Montanaro's proprietary company ESG Checklist scores (0-10; 10 is best).

Risk & Reward Profile



These numbers rate how the Fund may perform and the risk of losing some or all of your investment. In general the potential for higher returns also implies a higher level of risk. However, the lowest category (1) does not mean a risk free investment.

This risk rating is based on historical data which may not be a reliable indication of the future risks and rewards of the fund. The risk rating of the fund may change over time.

Past performance is not a reliable indicator of future results. All investments are subject to risk and the value of shares and the income from them can fall as well as rise due to stock market and currency movements. You may not get back as much as you originally invested.

Important Information

All investments are subject to risk and the value of shares and the income from them can fall as well as rise due to stock market and currency movements. You may not get back as much as you originally invested.

Top 10 Holdings

Kainos	3.9%
Dechra Pharmaceuticals	3.6%
Liontrust Asset Management	3.6%
DiscoverIE	3.6%
Big Yellow	3.5%
NCC	3.5%
Marshalls	3.4%
YouGov	3.3%
Ideagen	3.1%
4Imprint	3.1%
	34.8%

Risk Analysis

	Fund	Index
Jensen's Alpha (annual)	5.5%	
Beta	0.79	1.00
Standard Deviation	20.1%	22.6%
Sharpe Ratio	0.59	0.36
Tracking Error	10.3%	
Information Ratio	0.43	
Active Share	91.7%	

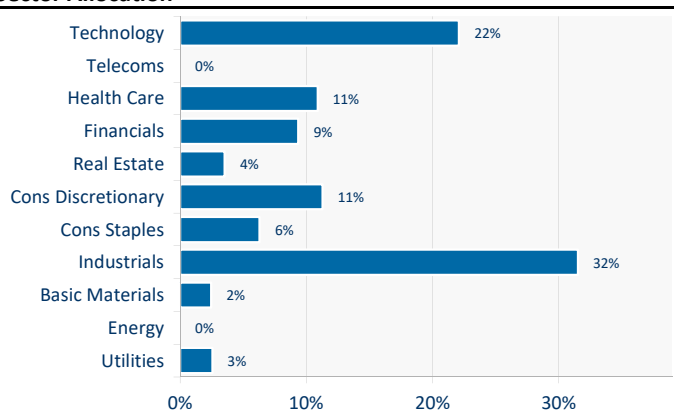
Note: risk statistics over three years

Portfolio Analysis

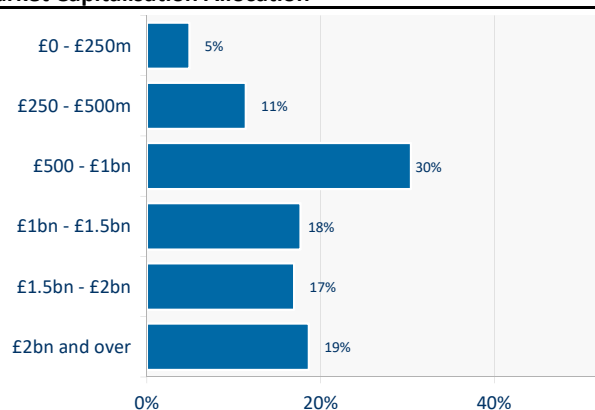
Price / Earnings 22F	28.1
EPS Growth 22F	16.9%
Dividend Yield 22F (NAV)	1.5%
Dividend Growth 22F	14.7%
Return on Equity 22F	17.6%
EV/EBITDA 22F	21.6
EBIT Margin 22F	19.0%
Net Debt/Equity 22F	-11.1%

Source: Factset consensus estimates

Sector Allocation




Market Capitalisation Allocation



Share Information

Currency	Ticker	ISIN	SEDOL	Launch	Price	NAV	Discount	Ongoing Charge	Annual AMC	Perf Fee	Hurdle	SRRI
Sterling	MTU LN	GB00BZ1H9L86	BZ1H9L8	31/03/1995	177p	182.92p	-3%	0.81%*	0.50%	N/A	N/A	5

*The costs of buying and selling investments are excluded, as are interest costs, taxation, non-recurring costs and the costs of buying back or issuing Ordinary shares.



Important Information

This report is issued monthly by Montanaro Asset Management Limited (MAM), the fund manager, who is Authorised and Regulated in the UK by the Financial Conduct Authority (FCA). It may not be copied or distributed or otherwise made available to any recipient without the express written consent of MAM.

This material constitutes a financial promotion for the purposes of the Financial Services and Markets Act 2000 (the "Act"). The material included in this report has been prepared by MAM and is provided for information purposes only and does not constitute an invitation or offer to subscribe for or purchase shares in the Fund. Such investments can only be made by completing the application forms that accompany the Fund's Prospectus. This report is for Institutional Investors Only; MAM is not authorised to market directly to retail investors. Retail investors should seek independent financial advice before making any investment decisions.

Information and opinions presented in this material have been obtained or derived from sources believed by MAM to be reliable. MAM makes no representation as to their accuracy or completeness.

It is the responsibility of all users of this information to be informed and observe all applicable laws and regulations of any relevant jurisdictions where they reside.