

Montanaro UK Income Fund

This is a Marketing Communication

For Professional and Institutional investors only

31 October 2022

Open Ended

This is a marketing communication. This is not a contractually binding document. Please refer to the Prospectus of the UCITS and to the KIID and do not base any final investment decision on this communication alone.

Fund Objective

Capital growth and income. The Fund will invest primarily in Small and MidCap companies quoted in the UK that offer an attractive dividend yield or the potential for dividend growth. Up to 20% of the Fund may be invested in companies quoted in the EU (excluding the UK), Iceland, Norway and Switzerland. No unquoted investments are permitted.

Performance**

Rolling Returns (£)

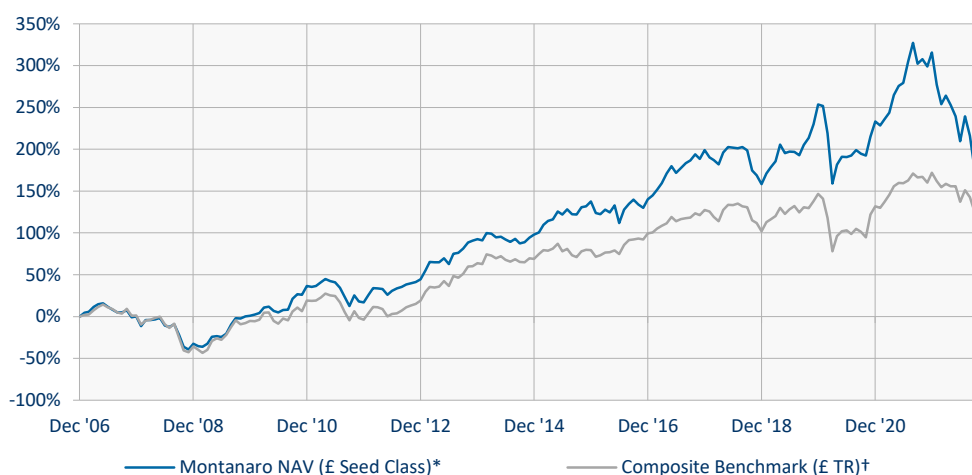
	YTD	1M	3M	6M	12M	3Y	5Y	10Y	Launch
£ Seed Class (TR)*	-29.8%	5.3%	-14.0%	-17.2%	-28.4%	-6.9%	-0.7%	108.7%	192.0%
Composite Benchmark (£ TR)†	-14.7%	3.0%	-7.5%	-9.2%	-13.1%	1.0%	3.9%	104.6%	132.1%

**Please note that due to an Irish bank holiday the Fund's last calculated NAV was for 28/10/22. For comparison purposes benchmark data is also as at 28/10/22.

Annual Returns (£)

	2021	2020	2019	2018	2017	2016	2015	2014	2013
£ Seed Class (TR)*	24.8%	-5.8%	36.9%	-13.7%	24.6%	1.0%	20.1%	2.8%	33.2%
Composite Benchmark (£ TR)†	17.2%	-6.0%	22.2%	-11.2%	14.0%	11.2%	6.2%	3.1%	37.4%

Cumulative Performance Since Inception



Source: Montanaro, MSCI, Bloomberg, FE Analytics. NAV to NAV, unrounded.

* NAVs prior to 24/09/07 priced at close of business; between 24/09/07 and 01/10/09 priced at midday; since 2/10/09 priced at 4pm. Prior to June 2013 the UK Income Fund had a UK weighting of below 50%. Dividends reinvested at ex date.

† From launch to 08/07/14 the Benchmark was the MSCI Europe SmallCap (Gross TR) Index. From 08/07/14 to 01/07/16 the benchmark was the IA UK Equity Income (Gross TR) Sector. As of 01/07/16, the Fund's Benchmark was removed; during this period the IA UK All Companies (Total Return) Sector is shown here for comparison purposes only. Effective April 2020 the Benchmark became the IA UK All Companies (Total Return) Sector.

Key Information

Fund Launch	December 2006
Depository	BNY Mellon
Administrator	BNY Mellon
Transfer Agent	BNY Mellon
Dividend Dates	Quarterly

Legal Status	Irish OEIC
Listing	Euronext Dublin
Valuation Time	Daily 4pm Dublin time
Dealing Cut-Off Time	12pm Dublin time
Domicile	Ireland

Fund Facts

Lead Fund Manager	Guido Dacie-Lombardo
Co Fund Manager	Charles Montanaro
Benchmark†	IA UK All Companies (Total Return) Sector

Fund Size	£587 million
No. of Holdings	50
Median Mkt Cap	£1,599 million
Cash	3.1%
Forecast Yield 22F*	4.2%

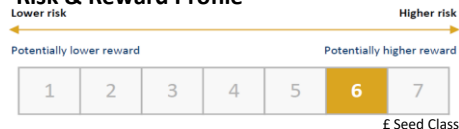
* Calculated as the weighted average forecast yield on the Portfolio. Expenses are paid out of capital.

ESG

Carbon Intensity	31.1
Water Intensity	354.5
Waste Intensity	63.3
Fund ESG Score*	6.28

* The Fund ESG Score is the weighted average of Montanaro's proprietary company ESG Checklist scores (0-10; 10 is best).

Risk & Reward Profile



These numbers rate how the Fund may perform and the risk of losing some or all of your investment. In general the potential for higher returns also implies a higher level of risk. However, the lowest category (1) does not mean a risk free investment.

This risk rating is based on historical data which may not be a reliable indication of the future risks and rewards of the fund. The risk rating of the fund may change over time.

Past performance is not a reliable indicator of future results. All investments are subject to risk and the value of shares and the income from them can fall as well as rise due to stock market and currency movements. You may not get back as much as you originally invested.

For further information please see the Risk and Reward section of the Key Investor Information Document (KIID).

Important Information

All investments are subject to risk and the value of shares and the income from them can fall as well as rise due to stock market and currency movements. You may not get back as much as you originally invested.

Custodian, Fund Administrator and Subscriptions – Contact BNY MELLON
Tel: +353 1 900 6140 Fax: +353 1 900 6141 Email: MontanaroTA@bnymellon.com

Montanaro Asset Management Limited, 53 Threadneedle Street, London, EC2R 8AR

Tel: 020 7448 8600

Fax: 020 7448 8601

www.montanaro.co.uk

enquiries@montanaro.co.uk

Top 10 Holdings

4Imprint	3.6%
Kainos	3.5%
discoverIE	3.4%
Big Yellow	3.4%
Rathbones Group	3.1%
St. James's Place	3.0%
Diploma	3.0%
NCC	2.9%
Severn Trent	2.9%
Clarkson	2.9%
	31.7%

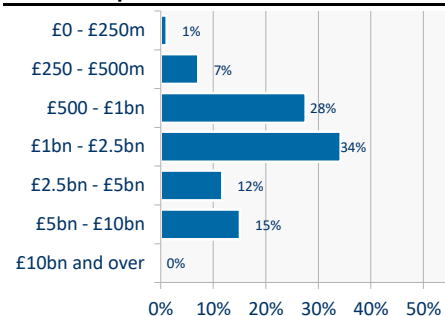
Portfolio Analysis

Price / Earnings 23F	14.0
EPS Growth 23F	1.4%
Dividend Yield 23F	4.2%
Dividend Growth 23F*	0.0%
Return on Equity 23F	13.2%
EV/EBITDA 23F	10.6
EBIT Margin 23F	24.7%
Net Debt/Equity 23F	4.5%

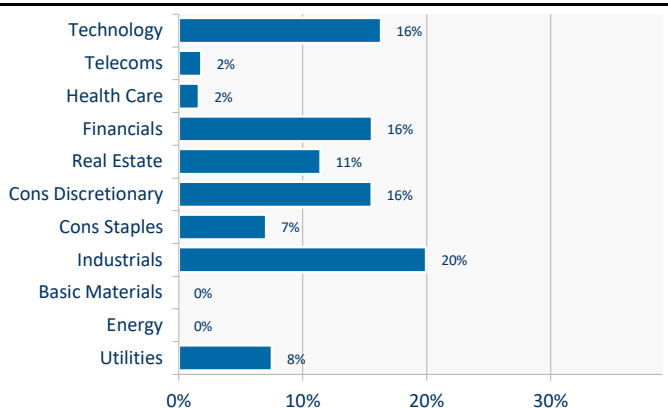
Source: Factset consensus estimates

*Based on Bloomberg forecasts, overlaid with Montanaro adjustments

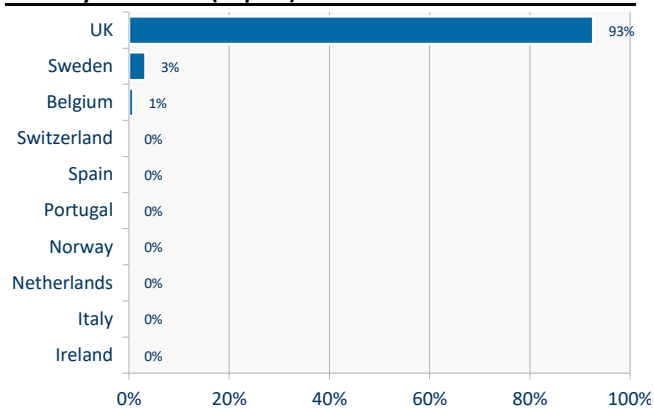
Market Capitalisation Allocation



Sector Allocation



Country Allocation (Top 10)



Share Class Information

	Ticker	ISIN	SEDOL	Launch	NAV	Ongoing Charge	Annual AMC	Perf Fee	High Water Mark	Initial Charge	Minimum Investment	SRRI
£ Seed Class [CLOSED]	MONEUIG ID	IE00B1FZRT49	B1FZRT4	29/12/2006	172.7p	0.38%	0.30%	N/A	N/A	Nil	N/A	6
£ Class	MOUKING ID	IE00BYSRYZ31	BYSRYZ3	30/11/2015	96.9p	0.83%	0.75%	N/A	N/A	Nil	N/A	6
£ Accumulation Class	MONUKGA ID	IE00BFFK9L34	BFFK9L3	02/07/2018	95.5p	0.83%	0.75%	N/A	N/A	Nil	N/A	6
€ Seed Class [CLOSED]	MONEINE ID	IE00B1FZRR25	B1FZRR2	26/04/2007	€1.135	0.38%	0.30%	N/A	N/A	Nil	N/A	6
€ Class	MONUKIE ID	IE00BYSRY24	BYSRY22	30/11/2015	€0.792	0.83%	0.75%	N/A	N/A	Nil	N/A	6

Platforms

AJ Bell ♦ AllFunds ♦ Alliance Trust Savings ♦ Amber Financial ♦ Ascetric ♦ Aviva ♦ Cofunds ♦ Fidelity Fundsnetwork ♦ FNZ Wealth ♦ Hargreaves Lansdown ♦ Interactive Investor ♦ James Hay ♦ MFEX ♦ Novia ♦ Nucleus ♦ Old Mutual ♦ Pershing Nexus ♦ Raymond James ♦ SEB ♦ Skandia ♦ Transact

Important Information

This material is issued monthly by Montanaro Asset Management Limited ("MAM"), the Fund Manager. MAM is authorised and regulated by the Financial Conduct Authority ("FCA") FRN: 183211. Company registration number 03246931. Registered office 53 Threadneedle Street, London, EC2R 8AR. It may not be copied or distributed or otherwise made available to any recipient without the express written consent of MAM.

This material constitutes a financial promotion for the purposes of the Financial Services and Markets Act 2000 (the "Act"). The material included in this report has been prepared by MAM and is intended for informational purposes only. It does not constitute an invitation or offer to subscribe for or purchase shares in the Fund. Such investments can only be made by completing the application forms that accompany the Fund's Prospectus. This material is for Professional and Institutional Investors only; MAM is not authorised to market directly to retail investors. Retail investors should seek independent financial advice before making any investment decisions.

Information and opinions presented in this material have been obtained or derived from sources believed by MAM to be reliable. MAM makes no representation as to their accuracy or completeness.

It is the responsibility of all users of this information to be informed and observe all applicable laws and regulations of any relevant jurisdictions where they reside.

