

# Montanaro UK Income Fund

31 May 2021

Open Ended

## Fund Objective

Capital growth and income. The Fund will invest primarily in Small and MidCap companies quoted in the UK that offer an attractive dividend yield or the potential for dividend growth. Up to 20% of the Fund may be invested in companies quoted in the EU (excluding the UK), Iceland, Norway and Switzerland. No unquoted investments are permitted.

## Performance

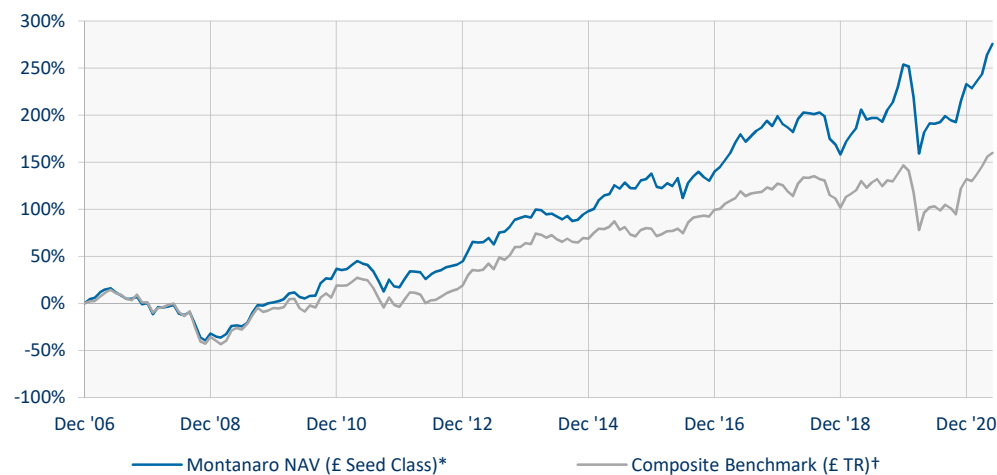
### Rolling Returns (£)

	YTD	1M	3M	6M	12M	3Y	5Y	10Y	Launch
£ Seed Class (TR)*	12.8%	3.0%	11.9%	19.3%	29.1%	24.1%	61.2%	164.1%	275.6%
Composite Benchmark (£ TR)†	12.0%	1.6%	9.7%	16.9%	28.5%	11.2%	45.0%	107.1%	159.8%

### Annual Returns (£)

	2020	2019	2018	2017	2016	2015	2014	2013	2012
£ Seed Class (TR)*	-5.8%	36.9%	-13.7%	24.6%	1.0%	20.1%	2.8%	33.2%	23.4%
Composite Benchmark (£ TR)†	-6.0%	22.2%	-11.2%	14.0%	11.2%	6.2%	3.1%	37.4%	23.8%

## Cumulative Performance Since Inception



Source: Montanaro, MSCI, Bloomberg, FE Analytics. NAV to NAV, unrounded.

\* NAVs prior to 24/09/07 priced at close of business; between 24/09/07 and 01/10/09 priced at midday; since 2/10/09 priced at 4pm. Prior to June 2013 the UK Income Fund had a UK weighting of below 50%. Dividends reinvested at ex date.

† From launch to 08/07/14 the Benchmark was the MSCI Europe SmallCap (Gross TR) Index. From 08/07/14 to 01/07/16 the benchmark was the IA UK Equity Income (Gross TR) Sector. As of 01/07/16, the Fund's Benchmark was removed; during this period the IA UK All Companies (Total Return) Sector is shown here for comparison purposes only. Effective April 2020 the Benchmark became the IA UK All Companies (Total Return) Sector.

## Key Information

Fund Launch	December 2006
Depository	BNY Mellon
Administrator	BNY Mellon
Transfer Agent	BNY Mellon
Dividend Dates	Quarterly

Legal Status	Irish OEIC
Listing	Euronext Dublin
Valuation Time	Daily 4pm Dublin time
Dealing Cut-Off Time	12pm Dublin time

## Fund Facts

Lead Fund Manager	Guido Dacie-Lombardo
Co Fund Manager	Charles Montanaro
Benchmark†	IA UK All Companies (Total Return) Sector

Fund Size	£786 million
No. of Holdings	50
Median Mkt Cap	£1,743 million
Cash	1.1%

## ESG

Carbon Intensity	35.8
Water Intensity	n/a
Waste Intensity	n/a
Fund ESG Score*	6.4

\*The Fund ESG Score is the weighted average of Montanaro's proprietary company ESG Checklist scores (0-10; 10 is best).

## Risk & Reward Profile

Lower risk ← Higher risk  
Potentially lower reward ← Potentially higher reward

1	2	3	4	5	6	7
---	---	---	---	---	---	---

£ Seed Class

These numbers rate how the Fund may perform and the risk of losing some or all of your investment. In general the potential for higher returns also implies a higher level of risk. However, the lowest category (1) does not mean a risk free investment.

This risk rating is based on historical data which may not be a reliable indication of the future risks and rewards of the fund. The risk rating of the fund may change over time.

Past performance is not a reliable indicator of future results. All investments are subject to risk and the value of shares and the income from them can fall as well as rise due to stock market and currency movements. You may not get back as much as you originally invested.

## Important Information

All investments are subject to risk and the value of shares and the income from them can fall as well as rise due to stock market and currency movements. You may not get back as much as you originally invested.

Custodian, Fund Administrator and Subscriptions – Contact BNY MELLON  
Tel: +353 1 900 6140 Fax: +353 1 900 6141 Email: MontanaroTA@bnymellon.com

Montanaro Asset Management Limited, 53 Threadneedle Street, London, EC2R 8AR

Tel: 020 7448 8600

Fax: 020 7448 8601

www.montanaro.co.uk

enquiries@montanaro.co.uk

**Top 10 Holdings**

Marshalls	4.0%
NCC Group	3.6%
LondonMetric Property	3.5%
Vistry Group	3.4%
Taylor Wimpey	3.2%
Brewin Dolphin	3.1%
Big Yellow Group	2.9%
XP Power	2.8%
FDM Group	2.8%
Rathbone Brothers	2.6%
<b>Total</b>	<b>31.9%</b>

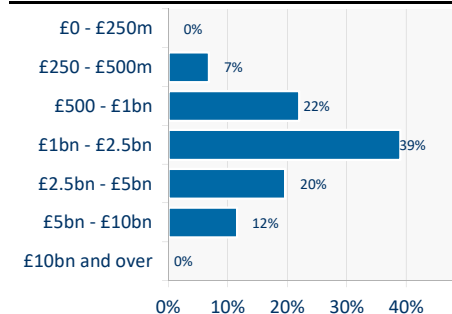
**Portfolio Analysis**

Price / Earnings 21F	20.4
EPS Growth 21F*	25.4%
Dividend Yield 21F	2.9%
Dividend Growth 21F*	58.0%
Return on Equity 21F	13.2%
EV/EBITDA 21F	16.2
EBIT Margin 21F	25.3%
Net Debt/Equity 21F	7.2%

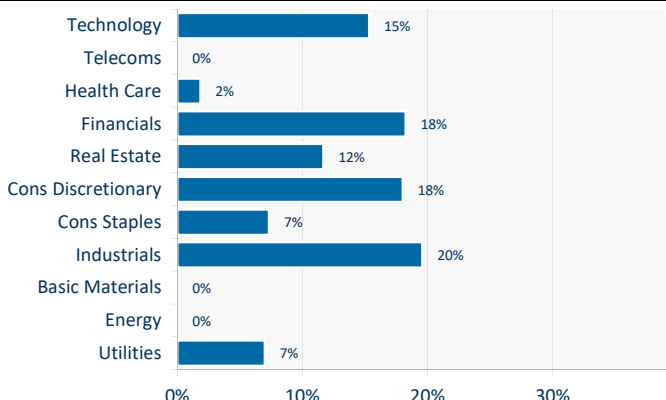
Source: Factset consensus estimates

\*Based on Bloomberg forecasts, overlaid with Montanaro adjustments

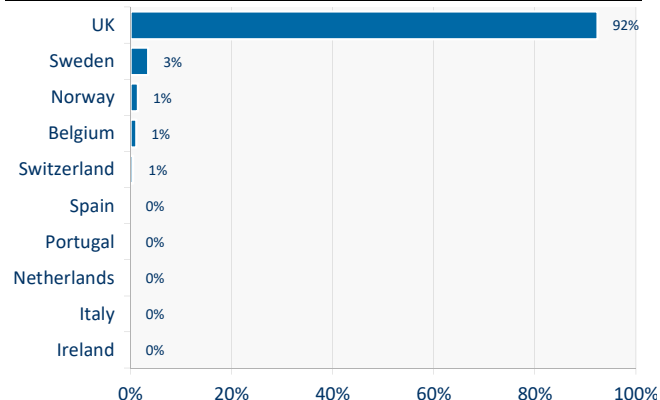
**Market Capitalisation Allocation**



**Sector Allocation**



**Country Allocation (Top 10)**



**Share Class Information**

	Ticker	ISIN	SEDOL	Launch	NAV	Ongoing Charge	Annual AMC	Perf Fee	Hurdle	Initial Charge	Minimum Investment	SRRI
<b>£ Seed Class [CLOSED]</b>	MONEUIG ID	IE00B1FZRT49	B1FZRT4	29/12/2006	236p	0.34%	0.25%	N/A	N/A	Nil	N/A	6
<b>£ Class</b>	MOUKING ID	IE00BYSRYZ31	BYSRYZ3	30/11/2015	133.3p	0.84%	0.75%	N/A	N/A	Nil	N/A	6
<b>£ Accumulation Class</b>	MONUKGA ID	IE00BFFK9L34	BFFK9L3	02/07/2018	123.6p	0.84%	0.75%	N/A	N/A	Nil	N/A	6
<b>€ Seed Class [CLOSED]</b>	MONEINE ID	IE00B1FZRR25	B1FZRR2	26/04/2007	€1.55	0.34%	0.25%	N/A	N/A	Nil	N/A	6
<b>€ Class</b>	MONUKIE ID	IE00BYSRY24	BYSRY22	30/11/2015	€1.089	0.84%	0.75%	N/A	N/A	Nil	N/A	6

**Platforms**

AJ Bell ♦ AllFunds ♦ Alliance Trust Savings ♦ Amber Financial ♦ Ascentric ♦ Aviva ♦ Cofunds ♦ Fidelity Fundsnetwork ♦ FNZ Wealth ♦ Hargreaves Lansdown ♦ Interactive Investor ♦ James Hay ♦ MFEX ♦ Novia ♦ Nucleus ♦ Old Mutual ♦ Pershing Nexus ♦ Raymond James ♦ SEB ♦ Skandia ♦ Transact

**Important Information**

This report is issued monthly by Montanaro Asset Management Limited (MAM), the fund manager, who is Authorised and Regulated in the UK by the Financial Conduct Authority (FCA). It may not be copied or distributed or otherwise made available to any recipient without the express written consent of MAM.

This material constitutes a financial promotion for the purposes of the Financial Services and Markets Act 2000 (the "Act"). The material included in this report has been prepared by MAM and is provided for information purposes only and does not constitute an invitation or offer to subscribe for or purchase shares in the Fund. Such investments can only be made by completing the application forms that accompany the Fund's Prospectus. This report is for Institutional Investors Only; MAM is not authorised to market directly to retail investors. Retail investors should seek independent financial advice before making any investment decisions.

Information and opinions presented in this material have been obtained or derived from sources believed by MAM to be reliable. MAM makes no representation as to their accuracy or completeness.

It is the responsibility of all users of this information to be informed and observe all applicable laws and regulations of any relevant jurisdictions where they reside.

