

Montanaro Select Fund (£)

31 May 2019

Open Ended

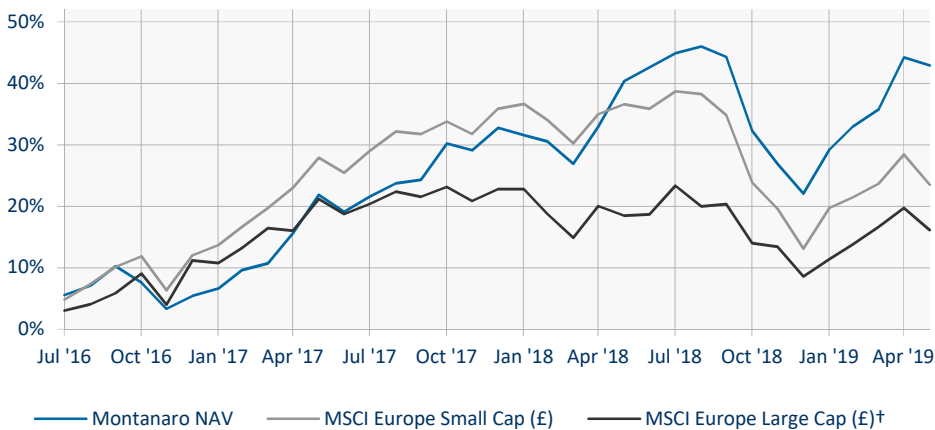
Fund Objective

To outperform its Benchmark, the MSCI Europe SmallCap (Capital Return) Index. The Fund will invest primarily in SmallCap companies quoted in the EU (including UK), Iceland, Norway and Switzerland with a market capitalisation smaller than the largest constituent of the Stoxx Europe Mid 200 Index at the time of initial investment. No unquoted investments are permitted. Target portfolio of 20-30 quoted companies.

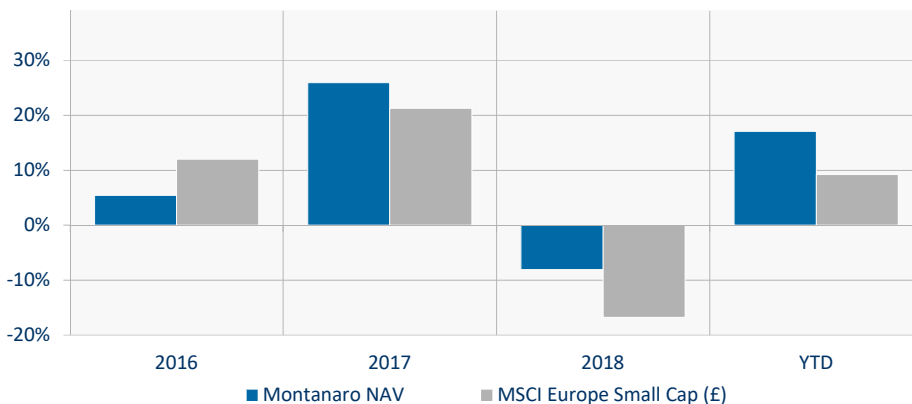
Performance

	YTD	1M	3M	6M	12M	3Y	5Y	Launch
Fund	17.1%	-0.9%	7.5%	12.6%	1.8%			42.9%
Benchmark	9.2%	-3.8%	1.7%	3.3%	-9.6%			23.5%
Fund (TR)‡	18.8%	-0.9%	9.1%	14.3%	3.3%			47.4%
MSCI Europe Small Cap (TR)†	10.8%	-3.2%	3.1%	4.9%	-7.4%			31.5%

Cumulative Performance Since Inception



Calendar Year Returns



Source: Montanaro, MSCI, Bloomberg. NAV to NAV, unrounded.

† The MSCI Europe SmallCap index (net TR) and the MSCI LargeCap index are used for comparison purposes only.

‡ Dividends reinvested at ex-date.

About Montanaro

Montanaro, an independent specialist asset manager, was established in 1991 to research and invest in quoted Small & MidCap companies. Funds under management are currently £2.1 billion.

Fund Facts

Fund Manager	Montanaro Team
Contact	Alex Magni
Fund Launch	July 2016
Year End	December
Currency	GBP
Class	Distribution
Benchmark	MSCI Europe Small Cap (£)
Ticker	MOEMCSD ID
ISIN	IE00BD37Z928
Sedol	BD37Z92
Fund Size	£13 million
NAV	142.9p
No. of Holdings	30
Median Mkt Cap	£2097 million
Cash	5.2%
Legal Status	Irish OEIC
Listing	Irish Stock Exchange
Valuation Time	Daily 4pm Dublin time
Minimum Investment	£1,000
Dealing Time	12pm Dublin time
Dividend Date	Expected Q1
Reporting Fund Status	Approved
Management Fee	Annual 0.75%
Performance Fee	20% outperformance of Benchmark + 3%, with a hurdle of 133.3p
Authorised for marketing in	Finland, Ireland, Sweden, UK
Fund ESG Score	6.4

The Fund ESG Score is the weighted average of Montanaro's proprietary company ESG Checklist scores (0-10; 10 is best).

Important Information

All investments are subject to risk and the value of shares and the income from them can fall as well as rise due to stock market and currency movements. You may not get back as much as you originally invested.

Custodian, Fund Administrator and Subscriptions – Contact BNY MELLON
Tel: +353 1 900 6140 Fax: +353 1 900 6141 Email: MontanaroTA@bnymellon.com

Montanaro Asset Management Limited, 53 Threadneedle Street, London, EC2R 8AR

Tel: 020 7448 8600

Fax: 020 7448 8601

www.montanaro.co.uk

enquiries@montanaro.co.uk

Top 10 Holdings

4Imprint Group	6.1%
IMCD	4.5%
First Derivatives	4.4%
MTU Aero Engines	4.0%
Ashtead Group	3.9%
AAK	3.8%
Hilton Food Group	3.7%
CTS Eventim	3.6%
Big Yellow Group	3.5%
Thule Group	3.5%
	41.0%

Risk Analysis

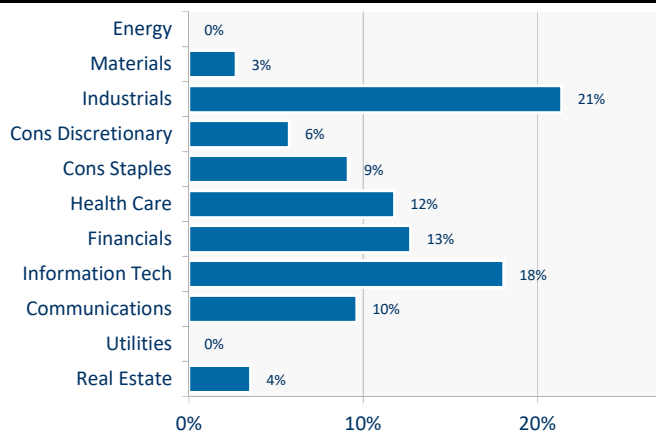
Insufficient data available for Risk Analysis

Portfolio Analysis

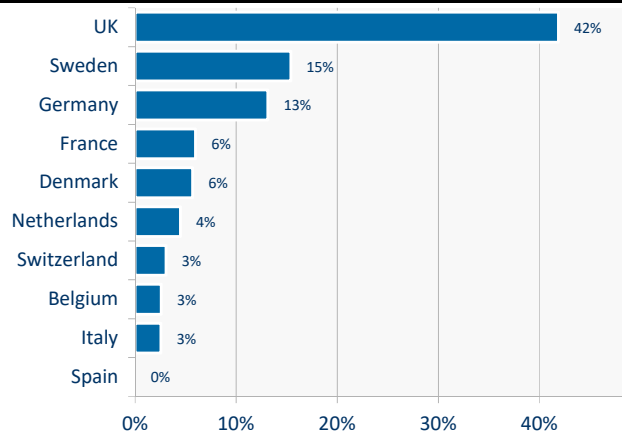
Price / Earnings 19F	24.4
EPS Growth 19F	8.2%
Dividend Yield 19F	1.9%
Dividend Growth 19F	9.6%
Return on Equity 19F	18.2%
EV/EBITDA 19F	19.5
EBIT Margin 19F	22.0%
Net Debt/Equity 19F	9.7%

Source: Factset consensus estimates

Sector Allocation



Country Allocation (Top 10)



Monthly Commentary

Politics reared its head once again in May, unsettling the market tranquillity that had prevailed in the earlier months of the year. The breakdown in trade negotiations between the US and China led to fears of a deterioration in economic conditions: rising inflation; lower growth; job losses; and falling consumer confidence. Meanwhile, European Parliament elections provided further evidence that Europe’s political scene is fragmenting. Certainly, the UK remains as split as ever in relation to Brexit. Given this backdrop, it was little surprise that High Quality companies continued to outperform their Low Quality counterparts.

During May, the NAV of the share class declined by 0.9% in GBP terms, 2.9% ahead of the MSCI Europe Small Cap benchmark index.

The strongest contribution during the month came from **MIPS**, the developer of helmet inserts protecting against rotational motion, which advanced on the acquisition of Fluid, the developer of an adjacent technology. **AAK**, the producer of high-value added vegetable oils and fats, rose after a solid report. **First Derivatives**, the database technology and consulting services provider, gained following a good set of results alongside a positive outlook.

The weakest contribution came from **Ashtead**, the equipment rental business in the US, which traded lower amid the general US/China trade-related sell-off. **CTS Eventim**, the leading provider of ticketing services in Europe, declined after a broker reduced its recommendation. **Melexis**, the supplier of semiconductors for the automotive industry, weakened on concerns related to the trade war.

One month, talks between the US and China are progressing well; the next, they are off. This encapsulates the unpredictability of politics – and the corresponding madness of making investment decisions based on politics (or President Trump’s tweets).

What has driven markets higher this year has largely been a re-rating following the correction that occurred at the end of 2018. It is unlikely that valuation expansion will play such a major role in the second half of the year. Rather, the trajectory of markets is likely to be driven by the outlook for growth and earnings. We believe that such an environment supports the case for owning Quality companies that are cash generative, with strong competitive advantages and managed by good management teams.

Risk and Reward Profile



These numbers rate how the Fund may perform and the risk of losing some or all of your investment. In general the potential for higher returns also implies a higher level of risk. However, the lowest category (1) does not mean a risk free investment.

This risk rating is based on historical data which may not be a reliable indication of the future risks and rewards of the fund. The risk rating of the fund may change over time.

Past performance is not a reliable indicator of future results. All investments are subject to risk and the value of shares and the income from them can fall as well as rise due to stock market and currency movements. You may not get back as much as you originally invested.

For further information please see the Risk and Reward section of the Key Investor Information Document (KIID).

Important Information

This report is issued monthly by Montanaro Asset Management Limited (MAM), the fund manager, who is Authorised and Regulated in the UK by the Financial Conduct Authority (FCA). It may not be copied or distributed or otherwise made available to any recipient without the express written consent of MAM.

This material constitutes a financial promotion for the purposes of the Financial Services and Markets Act 2000 (the "Act"). The material included in this report has been prepared by MAM and is provided for information purposes only and does not constitute an invitation or offer to subscribe for or purchase shares in the Fund. Such investments can only be made by completing the application forms that accompany the Fund’s Prospectus. MAM is not authorised to market directly to retail investors. Retail investors should seek independent financial advice before making any investment decisions.

Information and opinions presented in this material have been obtained or derived from sources believed by MAM to be reliable. MAM makes no representation as to their accuracy or completeness.

It is the responsibility of all users of this information to be informed and observe all applicable laws and regulations of any relevant jurisdictions where they reside.