

Montanaro European Smaller Companies Trust

This is a Marketing Communication

For Professional and Institutional investors only

31 January 2023

This is a marketing communication. This is not a contractually binding document. Please refer to the prospectus of the UCITS and to the KIID or KID and do not base any final investment decision on the communication alone.

Fund Objective

To achieve capital growth by investing principally in Continental European quoted smaller companies. The Company's benchmark index is the MSCI Europe SmallCap (ex UK) Index (in sterling terms).

Performance

Rolling Returns (£)

	YTD	1M	3M	6M	12M	3Y	5Y	10Y	Launch
Trust (Price)	1.0%	1.0%	16.4%	-2.1%	-21.0%	17.3%	61.7%	188.2%	327.9%
Trust (NAV)[†]	3.3%	3.3%	15.7%	-1.3%	-13.6%	33.3%	64.8%	186.1%	349.3%
Benchmark[*]	7.1%	7.1%	15.2%	6.3%	-5.5%	20.1%	14.9%	136.8%	181.2%

Annual Returns (£) [Financial Year End - 31 March]

	FYTD	21/22	20/21	19/20	18/19	17/18	16/17	15/16	14/15
Trust (Price)	-18.7%	4.3%	83.0%	-1.1%	11.3%	15.1%	28.7%	4.9%	-4.6%
Trust (NAV)[†]	-10.4%	7.9%	66.1%	-5.3%	12.2%	10.7%	27.7%	11.4%	-3.7%
Benchmark[*]	-4.4%	2.2%	55.6%	-15.1%	-6.3%	9.9%	25.5%	7.8%	1.5%

Cumulative Performance Since Inception



Source: Montanaro, Bloomberg. NAV to NAV, fully diluted.

* Effective June 1st 2009 the index used in this factsheet for comparison purposes is the MSCI European Smaller Companies Index ex-UK (Capital Return). The performance history prior to June 1st 2009 was the MSCI European Smaller Companies Index (Capital Return).

† NAV excludes income.

‡The date Montanaro took over the Trust.

Key Information

Fund Launch	04/09/2006‡
Legal Status	UK Investment Trust
Listing	London Stock Exchange
Dividend Dates	January and July/August
Price	136.6p
NAV[†]	153.6p
Discount	-11%

Fund Facts

Fund Manager	George Cooke
Backup Fund Manager	Stefan Fischerfeier
Benchmark	MSCI Europe SmallCap xUK
Net Assets	£291 million
Gross Assets	£303 million
No. of Holdings	49
Median Mkt Cap	£2,041 million
Gearing	4.1%

ESG

Carbon Intensity	31.5
Water Intensity	1,281.7
Waste Intensity	14.8
Fund ESG Score*	6.31

*The Fund ESG Score is the weighted average of Montanaro's proprietary company ESG Checklist scores (0-10; 10 is best).

Risk & Reward Profile



These numbers rate how the Fund may perform and the risk of losing some or all of your investment. In general the potential for higher returns also implies a higher level of risk. However, the lowest category (1) does not mean a risk free investment.

This risk rating is based on historical data which may not be a reliable indication of the future risks and rewards of the fund. The risk rating of the fund may change over time.

Past performance is not a reliable indicator of future results. All investments are subject to risk and the value of shares and the income from them can fall as well as rise due to stock market and currency movements. You may not get back as much as you originally invested.

For further information please see the Risk and Reward section of the Key Investor Information Document (KIID).

Important Information

All investments are subject to risk and the value of shares and the income from them can fall as well as rise due to stock market and currency movements. You may not get back as much as you originally invested.

Top 10 Holdings

NCAB	5.6%
MTU Aero Engines	4.7%
CTS Eventim	3.9%
Melexis	3.7%
IMCD	3.6%
Kitron	3.6%
Brunello Cucinelli	3.3%
Sartorius Stedim Biotech	3.2%
VZ	3.2%
Tecan	3.1%
	38.0%

Risk Analysis

	Fund	Index
Jensen's Alpha (annual)	2.9%	
Beta	1.13	1.00
Standard Deviation	27.6%	21.7%
Sharpe Ratio	0.37	0.3
Tracking Error	13.2%	
Information Ratio	0.32	
Active Share	93.4%	

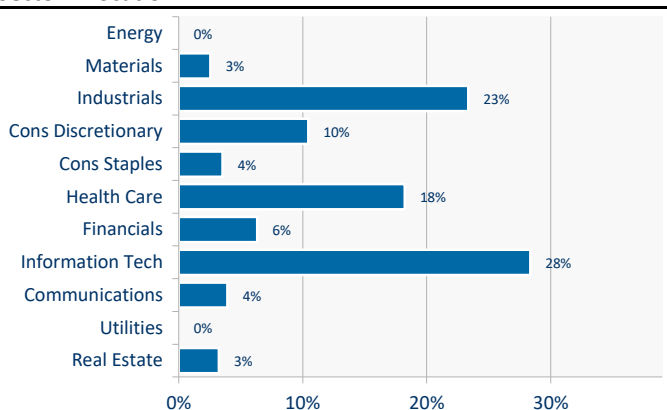
Note: risk statistics over three years

Portfolio Analysis

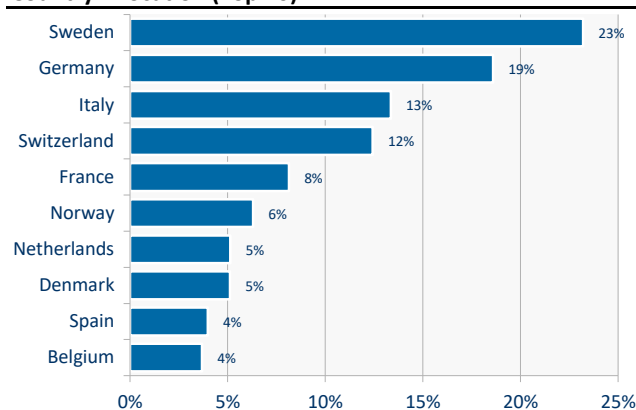
Price / Earnings 23F	25.9
EPS Growth 23F	7.5%
Dividend Yield 23F	1.8%
Dividend Growth 23F	2.6%
Return on Equity 23F	15.4%
EV/EBITDA 23F	19.9
EBIT Margin 23F	21.1%
Net Debt/Equity 23F	1.1%

Source: Factset consensus estimates

Sector Allocation



Country Allocation (Top 10)



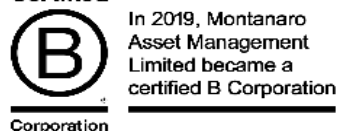
Share Information

Currency	Ticker	ISIN	SEDOL	Launch	Price	NAV	Discount	Ongoing Charge	Annual AMC	Perf Fee	High Water Mark	SRRI
Sterling	MTE LN	GB00BM8H3X05	BM8H3X0	04/09/2006‡	136.6p	153.6p	-11%	1.1%*	0.90%	N/A	N/A	5

*The costs of buying and selling investments are excluded, as are interest costs, taxation, non-recurring costs and the costs of buying back or issuing Ordinary shares.

‡The date Montanaro took over the Trust.

Certified



Important Information

This material is issued monthly by Montanaro Asset Management Limited ("MAM"), the Fund Manager. MAM is authorised and regulated by the Financial Conduct Authority ("FCA") FRN: 183211. Company registration number 03246931. Registered office 53 Threadneedle Street, London, EC2R 8AR. It may not be copied or distributed or otherwise made available to any recipient without the express written consent of MAM.

This material constitutes a financial promotion for the purposes of the Financial Services and Markets Act 2000 (the "Act"). The material included in this report has been prepared by MAM and is intended for informational purposes only. It does not constitute an invitation or offer to subscribe for or purchase shares in the Fund. Such investments can only be made by completing the application forms that accompany the Fund's Prospectus. This material is for Professional and Institutional Investors only; MAM is not authorised to market directly to retail investors. Retail investors should seek independent financial advice before making any investment decisions.

Information and opinions presented in this material have been obtained or derived from sources believed by MAM to be reliable. MAM makes no representation as to their accuracy or completeness.

It is the responsibility of all users of this information to be informed and observe all applicable laws and regulations of any relevant jurisdictions where they reside.