

# Montanaro European Smaller Companies Trust

This is a Marketing Communication

For Professional and Institutional investors only

30 April 2024

This is a marketing communication. This is not a contractually binding document. Please refer to the Annual Report and the KID for the Investment Trust and do not base any final investment decision on this communication alone.

## Fund Objective

To achieve capital growth by investing principally in Continental European quoted smaller companies. The Company's benchmark index is the MSCI Europe SmallCap (ex UK) Index (in sterling terms).

## Performance

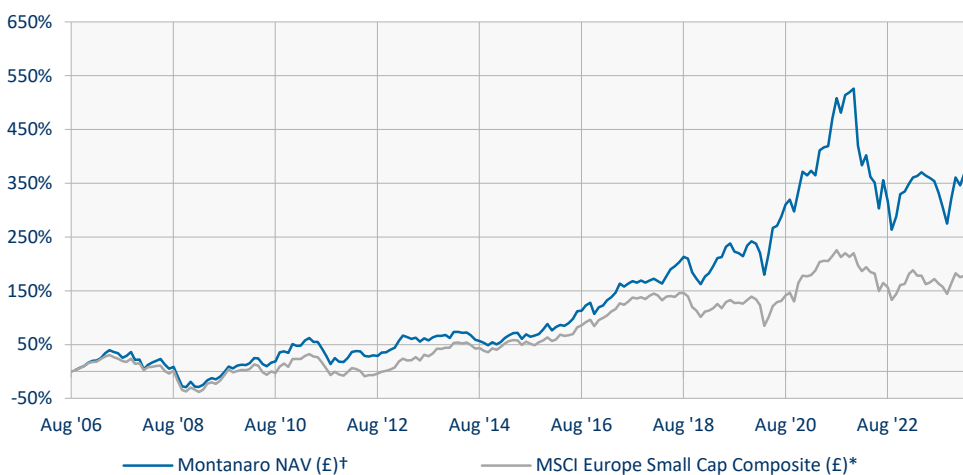
### Cumulative Returns (£)

	YTD	1M	3M	6M	12M	3Y	5Y	10Y	Launch
<b>Trust (Price)</b>	0.4%	-4.2%	4.8%	26.4%	-2.6%	-21.3%	41.0%	152.8%	327.6%
<b>Trust (NAV)<sup>†</sup></b>	0.5%	-3.9%	3.8%	23.6%	-1.5%	-9.3%	49.0%	169.2%	363.1%
<b>Benchmark<sup>*</sup></b>	0.0%	-1.7%	2.7%	15.7%	1.6%	-6.9%	25.3%	85.8%	182.7%

### Annual Returns (£) [Financial Year End - 31 March]

	FYTD	22/23	21/22	20/21	19/20	18/19	17/18	16/17	15/16
<b>Trust (Price)</b>	-4.2%	-18.1%	4.3%	83.0%	-1.1%	11.3%	15.1%	28.7%	4.9%
<b>Trust (NAV)<sup>†</sup></b>	-3.9%	-7.6%	7.9%	66.1%	-5.3%	12.2%	10.7%	27.7%	11.4%
<b>Benchmark<sup>*</sup></b>	-1.7%	-5.5%	2.2%	55.6%	-15.1%	-6.3%	9.9%	25.5%	7.8%

## Cumulative Performance Since Inception



Source: Montanaro, Bloomberg. NAV to NAV, fully diluted.

\* Effective June 1st 2009 the index used in this factsheet for comparison purposes is the MSCI European Smaller Companies Index ex-UK (Capital Return). The performance history prior to June 1st 2009 was the MSCI European Smaller Companies Index (Capital Return).

† NAV excludes income.

‡ The date Montanaro took over the Trust.

## Key Information

<b>Fund Launch</b>	04/09/2006‡
<b>Legal Status</b>	UK Investment Trust
<b>Listing</b>	London Stock Exchange
<b>Dividend Dates</b>	January and July/August

<b>Price</b>	136.5p
<b>NAV<sup>†</sup></b>	158.29p
<b>Discount</b>	-14%

## Fund Facts

<b>Fund Manager</b>	George Cooke
<b>Backup Fund Manager</b>	Stefan Fischerfeier
<b>Benchmark</b>	MSCI Europe SmallCap xUK

<b>Net Assets</b>	£299 million
<b>Gross Assets</b>	£308 million
<b>No. of Holdings</b>	50
<b>Median Mkt Cap</b>	£1,809 million
<b>Gearing</b>	2.8%

## ESG

<b>Carbon Intensity</b>	32.3
<b>Water Intensity</b>	1,628.3
<b>Waste Intensity</b>	13.4
<b>Fund ESG Score*</b>	6.43

\*The Fund ESG Score is the weighted average of Montanaro's proprietary company ESG Checklist scores (0-10; 10 is best).

## Risk & Reward Profile



These numbers rate how the Fund may perform and the risk of losing some or all of your investment. In general the potential for higher returns also implies a higher level of risk. However, the lowest category (1) does not mean a risk free investment.

This risk rating is based on historical data which may not be a reliable indication of the future risks and rewards of the fund. The risk rating of the fund may change over time.

Past performance is not a reliable indicator of future results. All investments are subject to risk and the value of shares and the income from them can fall as well as rise due to stock market and currency movements. You may not get back as much as you originally invested.

For further information please see the Risk and Reward section of the Key Investor Information Document (KID).

## Important Information

All investments are subject to risk and the value of shares and the income from them can fall as well as rise due to stock market and currency movements. You may not get back as much as you originally invested.

**Top 10 Holdings**

NCAB	4.7%
MTU Aero Engines	4.4%
CTS Eventim	4.3%
Atoss	4.2%
Fortnox	3.9%
IMCD	3.4%
Esker	3.2%
VZ	3.0%
Melexis	2.8%
Brembo	2.8%
	<b>36.6%</b>

**Risk Analysis**

	Fund	Index
Jensen's Alpha (annual)	0.5%	
Beta	1.35	1.00
Standard Deviation	24.5%	16.1%
Sharpe Ratio	-0.2	-0.25
Tracking Error	12.6%	
Information Ratio	-0.07	
Active Share	91.9%	

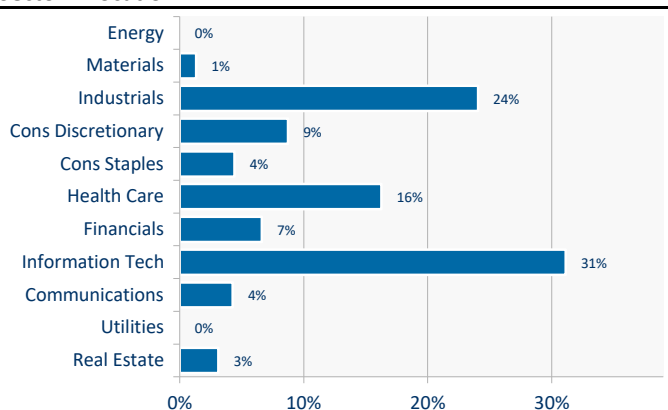
Note: risk statistics over three years

**Portfolio Analysis**

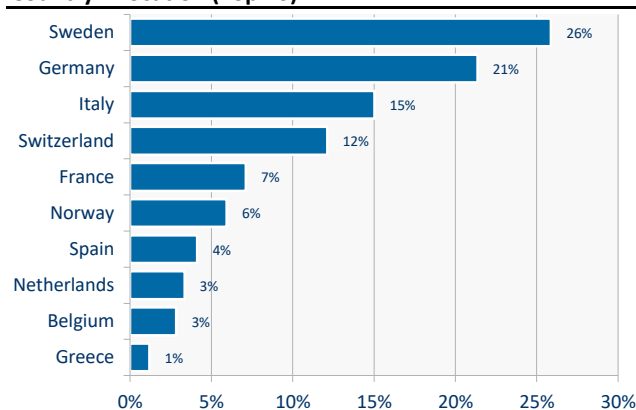
Price / Earnings 24F	25.7
EPS Growth 24F	2.6%
Dividend Yield 24F	1.8%
Dividend Growth 24F	4.3%
Return on Equity 24F	15.8%
EV/EBITDA 24F	19.5
EBIT Margin 24F	21.5%
Net Debt/Equity 24F	-3.7%

Source: Factset consensus estimates

**Sector Allocation**



**Country Allocation (Top 10)**



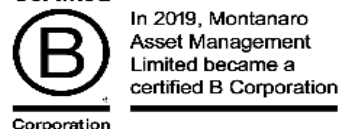
**Share Information**

Currency	Ticker	ISIN	SEDOL	Launch	Price	NAV	Discount	Ongoing Charge	Annual AMC	Perf Fee	High Water Mark	SRRI
Sterling	MTE LN	GB00BM8H3X05	BM8H3X0	04/09/2006‡	136.5p	158.29p	-14%	1.03%*	0.90%	N/A	N/A	5

\*The costs of buying and selling investments are excluded, as are interest costs, taxation, non-recurring costs and the costs of buying back or issuing Ordinary shares.

‡The date Montanaro took over the Trust.

**Certified**



Click here or scan QR code for Annual Report



**Important Information**

This material is issued monthly by Montanaro Asset Management Limited ("MAM"), the Fund Manager. MAM is authorised and regulated by the Financial Conduct Authority ("FCA") FRN: 183211. Company registration number 03246931. Registered office 53 Threadneedle Street, London, EC2R 8AR. It may not be copied or distributed or otherwise made available to any recipient without the express written consent of MAM.

This material constitutes a financial promotion for the purposes of the Financial Services and Markets Act 2000 (the "Act"). The material included in this report has been prepared by MAM and is intended for informational purposes only. It does not constitute an invitation or offer to subscribe for or purchase shares in the Fund. Such investments can only be made by completing the application forms that accompany the Fund's Prospectus. This material is for Professional and Institutional Investors only; MAM is not authorised to market directly to retail investors. Retail investors should seek independent financial advice before making any investment decisions.

Information and opinions presented in this material have been obtained or derived from sources believed by MAM to be reliable. MAM makes no representation as to their accuracy or completeness.

It is the responsibility of all users of this information to be informed and observe all applicable laws and regulations of a relevant jurisdiction where they reside.