

Montanaro European Smaller Companies Fund

This is a Marketing Communication

For Professional and Institutional investors only

28 April 2023

Open Ended

This is a marketing communication. This is not a contractually binding document. Please refer to the Prospectus of the UCITS and to the KIID or KID and do not base any final investment decision on this communication alone.

Fund Objective

To outperform its Benchmark, the MSCI Europe SmallCap (Capital Return) Index. The Fund will invest primarily in SmallCap companies quoted in the EU, the UK, Iceland, Norway and Switzerland with a market capitalisation smaller than largest unadjusted market capitalisation of any of the constituents of the MSCI Europe (Capital Return) Index at the time of initial investment. No unquoted investments are permitted.

Performance

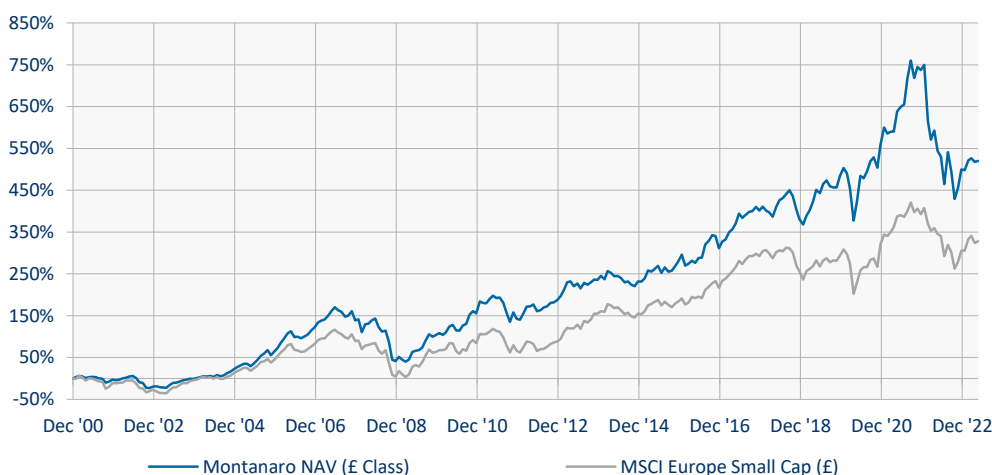
Rolling Returns (£)

	YTD	1M	3M	6M	12M	3Y	5Y	10Y	Launch
£ Class	3.7%	0.4%	-0.2%	11.6%	-3.7%	18.4%	21.7%	93.6%	520.0%
Benchmark (£)	5.5%	1.0%	-1.2%	13.0%	-4.0%	29.7%	6.4%	94.5%	327.7%
£ Class (TR)*	3.7%	0.4%	-0.2%	11.6%	-3.7%	18.4%	21.7%	99.2%	568.1%
MSCI Europe Small Cap (£ TR)†	6.5%	1.6%	-0.3%	14.3%	-1.5%	37.8%	18.0%	139.4%	594.0%

Annual Returns (£)

	2022	2021	2020	2019	2018	2017	2016	2015	2014
£ Class	-29.6%	21.4%	16.1%	28.9%	-8.5%	19.7%	7.9%	19.4%	-4.0%
Benchmark (£)	-20.1%	14.2%	8.8%	21.2%	-16.8%	21.3%	14.3%	14.9%	-2.7%
£ Class (TR)*	-29.6%	21.4%	16.1%	28.9%	-7.9%	20.3%	8.0%	20.6%	-3.4%
MSCI Europe Small Cap (£ TR)†	-18.1%	16.1%	10.5%	24.1%	-14.9%	23.8%	16.8%	17.3%	-0.7%

Cumulative Performance Since Inception



Source: Montanaro, MSCI, Bloomberg. NAV to NAV, unrounded. NAVs prior to 24/09/07 priced at close of business; between 24/09/07 and 01/10/09 priced at midday; since 2/10/09 priced at 4pm.

* Dividends reinvested at ex-date.

† The MSCI Europe Small Cap (net TR) index is shown for comparison purposes only.

Key Information

Fund Launch	December 2000
Depository	BNY Mellon
Administrator	BNY Mellon
Transfer Agent	BNY Mellon

Legal Status	Irish OEIC
Listing	Euronext Dublin
Valuation Time	Daily 4pm Dublin time
Dealing Cut-Off Time	12pm Dublin time
Domicile	Ireland

Fund Facts

Fund Manager	George Cooke
Backup Fund Manager	Stefan Fischerfeier
Benchmark	MSCI Europe Small Cap

Fund Size £382 million

No. of Holdings 53

Median Mkt Cap £2,778 million

Cash 3.5%

ESG

Carbon Intensity	20.0
Water Intensity	4,290.5
Waste Intensity	17.2
Fund ESG Score*	6.45

*The Fund ESG Score is the weighted average of Montanaro's proprietary company ESG Checklist scores (0-10; 10 is best).

Risk & Reward Profile



£ Class
These numbers rate how the Fund may perform and the risk of losing some or all of your investment. In general the potential for higher returns also implies a higher level of risk. However, the lowest category (1) does not mean a risk free investment.

This risk rating is based on historical data which may not be a reliable indication of the future risks and rewards of the fund. The risk rating of the fund may change over time.

Past performance is not a reliable indicator of future results. All investments are subject to risk and the value of shares and the income from them can fall as well as rise due to stock market and currency movements. You may not get back as much as you originally invested.

For further information please see the Risk and Reward section of the

Important Information

All investments are subject to risk and the value of shares and the income from them can fall as well as rise due to stock market and currency movements. You may not get back as much as you originally invested.

For further information please see the Prospectus and Key Investor Information Document (KIID) available on the Montanaro website.

Custodian, Fund Administrator and Subscriptions – Contact BNY MELLON
Tel: +353 1 900 6140 Fax: +353 1 900 6141 Email: MontanaroTA@bnymellon.com

Montanaro Asset Management Limited, 53 Threadneedle Street, London, EC2R 8AR

Tel: 020 7448 8600

Fax: 020 7448 8601

www.montanaro.co.uk

enquiries@montanaro.co.uk

Top 10 Holdings

MTU Aero Engines	3.8%
IMCD	3.8%
4Imprint	3.5%
Moncler	3.4%
Fortnox	3.4%
Brembo	3.1%
Diploma	2.8%
CTS Eventim	2.7%
VZ	2.7%
Halma	2.6%
Total	31.8%

Risk Analysis

	Fund	Index
Jensen's Alpha (annual)	-4.1%	
Beta	1.09	1.00
Standard Deviation	21.9%	18.0%
Sharpe Ratio	0.26	0.50
Tracking Error	10.0%	
Information Ratio	-0.39	
Active Share	93.6%	

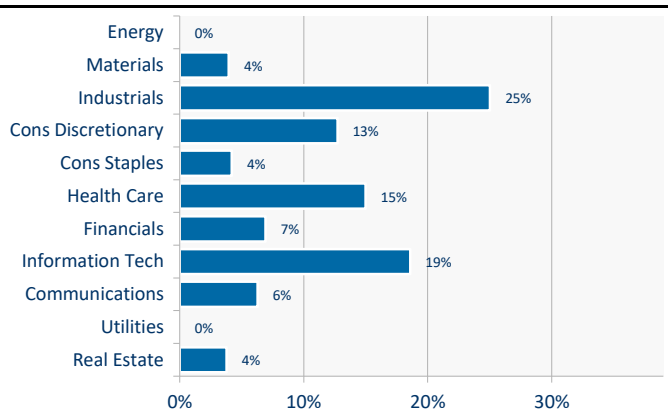
Note: risk statistics over three years, £ Class

Portfolio Analysis

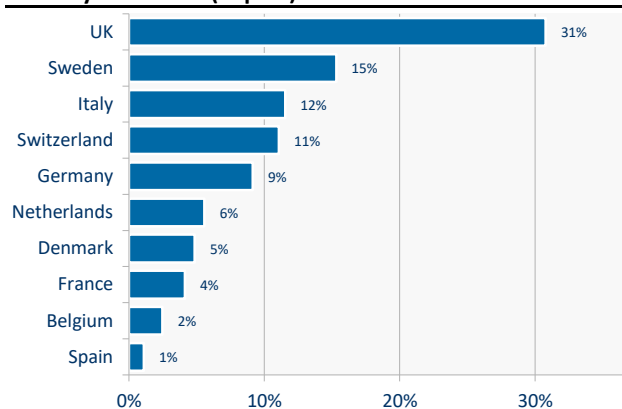
Price / Earnings 23F	24.4
EPS Growth 23F	5.4%
Dividend Yield 23F	1.9%
Dividend Growth 23F	-2.2%
Return on Equity 23F	14.5%
EV/EBITDA 23F	18.9
EBIT Margin 23F	23.0%
Net Debt/Equity 23F	-3.8%

Source: Factset consensus estimates

Sector Allocation



Country Allocation (Top 10)



Share Class Information

	Ticker	ISIN	SEDOL	Launch	NAV	Ongoing Charge	Annual AMC	Perf Fee	High Water Mark	Initial Charge	Minimum Investment	SRRI
£ Class	MONESCF ID	IE0001195316	0119531	08/12/2000	620p	1.59%	1.50%	As Below	849.7p	Nil	N/A	6
£ Institutional Class	MONESCG ID	IE00B3V9KZ14	B3V9KZ1	30/03/2012	649.3p	0.84%	0.75%	As Below	887.7p	Nil	£50m	6
€ Class	MONESCE ID	IE00B1FZRP01	B1FZRP0	23/11/2006	€6.996	1.59%	1.50%	As Below	€10.031	Nil	N/A	6
€ Accumulation Class	MONESSEA ID	IE00B411W698	B411W69	02/10/2009	€6.718	1.59%	1.50%	As Below	€9.632	Nil	N/A	6
€ Institutional Class	MONESSED ID	IE00BBT35671	BBT3567	28/06/2013	€7.166	0.84%	0.75%	As Below	€10.243	Nil	€50m	6
€ Institutional Accumulation Class	MONESEU ID	IE00BBT35564	BBT3556	28/06/2013	€7.69	0.59%	0.50%	Nil	N/A	Nil	€250m	6
SEK Class	MONESSA ID	IE00BBT35788	BBT3578	28/06/2013	25.557kr	1.59%	1.50%	As Below	33.317kr	Nil	SEK 10,000	6
USD Class	MONESCU ID	IE00B1FZRQ18	B1FZRQ1	27/11/2006	\$3.67	1.59%	1.50%	As Below	\$5.42	Nil	N/A	6

Performance Fee 20% (+VAT) of the amount by which the net asset value exceeds the higher of the High Water Mark or the return on the Benchmark plus 3 percentage points (please see the prospectus for further information)

Important Information

This material is issued monthly by Montanaro Asset Management Limited ("MAM"), the Fund Manager. MAM is authorised and regulated by the Financial Conduct Authority ("FCA") FRN: 183211. Company registration number 03246931. Registered office 53 Threadneedle Street, London, EC2R 8AR. It may not be copied or distributed or otherwise made available to any recipient without the express written consent of MAM.

This material constitutes a financial promotion for the purposes of the Financial Services and Markets Act 2000 (the "Act"). The material included in this report has been prepared by MAM and is intended for informational purposes only. It does not constitute an invitation or offer to subscribe for or purchase shares in the Fund. Such investments can only be made by completing the application forms that accompany the Fund's Prospectus. This material is for Professional and Institutional Investors only; MAM is not authorised to market directly to retail investors. Retail investors should seek independent financial advice before making any investment decisions.

Information and opinions presented in this material have been obtained or derived from sources believed by MAM to be reliable. MAM makes no representation as to their accuracy or completeness.

It is the responsibility of all users of this information to be informed and observe all applicable laws and regulations of any relevant jurisdictions where they reside.

