

Montanaro European Smaller Companies Fund

30 Avril 2020

Open Ended

Objectif du Fonds

Surperformer son indice de référence, le MSCI Europe SmallCap (Capital Return) Index. Le Fonds investira essentiellement dans des petites sociétés cotées de l'Union Européenne, Royaume-Uni, l'Islande, la Norvège et la Suisse dont la capitalisation boursière est inférieure à la plus grande capitalisation de l'indice MSCI Europe (Capital Return) au moment du premier investissement dans ces sociétés. Aucun investissement dans des sociétés non cotées n'est permis.

Performance du fonds

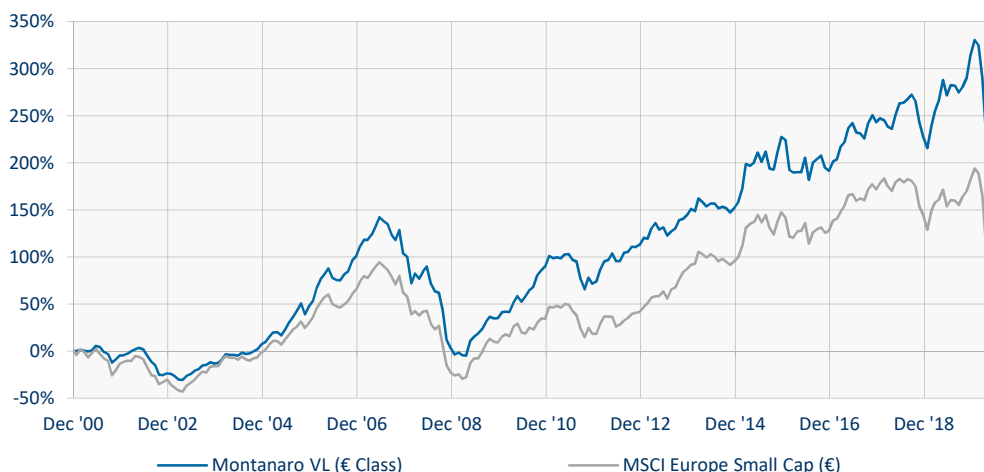
Performances Cumulées (€)

	YTD	1M	3M	6M	12M	3Y	5Y	10Y	Création [†]
€ Class	-15.3%	11.8%	-14.1%	-6.5%	-6.0%	8.4%	21.5%	130.0%	265.0%
Benchmark (€)	-21.1%	11.1%	-19.7%	-14.2%	-14.6%	-12.7%	-2.2%	79.2%	131.9%
€ Class (TR)*	-15.3%	11.8%	-14.1%	-6.5%	-6.0%	8.7%	22.7%	139.0%	294.9%
MSCI Europe Small Cap (€ TR)†	-20.8%	11.4%	-19.4%	-13.6%	-12.8%	-7.0%	8.6%	122.7%	253.8%

Performances Annuelles (€)

	2019	2018	2017	2016	2015	2014	2013	2012	2011
€ Class	36.4%	-9.1%	15.2%	-7.0%	25.5%	2.8%	14.0%	26.7%	-13.5%
Benchmark (€)	28.4%	-17.7%	16.6%	-1.3%	21.0%	4.3%	30.4%	23.8%	-19.3%
€ Class (TR)*	36.5%	-8.8%	15.7%	-6.7%	26.7%	3.6%	14.3%	27.8%	-13.5%
MSCI Europe Small Cap (€ TR)†	31.4%	-15.9%	19.0%	0.9%	23.5%	6.5%	33.4%	27.0%	-17.5%

Cumulative Performance Since Inception



Source: Montanaro, MSCI, Bloomberg. VAN to VAN, non arrondie. La VAN entre le 24/09/07 et le 30/09/09 est valorisée à midi ; après cette période, à 16h (heure britannique).

♦ La VAN d'avant la cote du 30/11/06 est basée sur la VAN en GBP.

* Dividendes réinvestis à la date ex-dividende.

† The MSCI Europe Small Cap (net TR) index is shown for comparison purposes only.

Informations Générales

Création du Fonds	December 2000
Dépositaire	BNY Mellon
Conservateur	BNY Mellon
Centralisateur	BNY Mellon
Statut Juridique	Irish OEIC
Cotation	Irish Stock Exchange
Valorisation	Quotidienne à 16h (heure Irlandaise)
Souscriptions/rachats	Avant 12h (heure Irlandaise)

Le Fonds

Gérant	George Cooke
Gérant Back-up	Charles Montanaro
Benchmark	MSCI Europe Small Cap

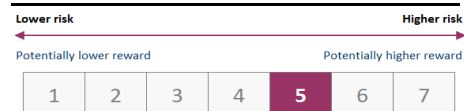
Taille du Fonds	€429 million
Nombre de Titres	54
Market Cap Mediane	€2,684 million
Cash	3.6%

ESG

Carbone (Intensité)	29.7
Eau (Intensité)	n/a
Déchets (Intensité)	n/a
Score ESG du Fonds *	6.5

*Le score correspond à la moyenne pondérée des scores des Checklists ESG de Montanaro (0-10; 10 = maximum)

Risk & Reward Profile



€ Acc Class

These numbers rate how the Fund may perform and the risk of losing some or all of your investment. In general the potential for higher returns also implies a higher level of risk. However, the lowest category (1) does not mean a risk free investment.

This risk rating is based on historical data which may not be a reliable indication of the future risks and rewards of the fund. The risk rating of the fund may change over time.

Past performance is not a reliable indicator of future results. All investments are subject to risk and the value of shares and the income from them can fall as well as rise due to stock market and currency movements. You may not get back as much as you originally invested.

Information Importante

Tout investissement est sujet à certains risques et le prix des parts ainsi que leur rendement peut monter comme baisser du fait de mouvements de marchés et de devises. Il est possible que vous ne récupériez pas le montant initialement investi.

Depositaires, Administration et Souscriptions – Contacts BNY MELLON
 Tel: +353 1 900 6140 Fax: +353 1 900 6141 Email: MontanaroTA@bnymellon.com

Montanaro Asset Management Limited, 53 Threadneedle Street, London, EC2R 8AR

Tel: 020 7448 8600

Fax: 020 7448 8601

www.montanaro.co.uk

enquiries@montanaro.co.uk

10 Principaux Titres

Sartorius Stedim Biotech	4.6%
Marshalls	3.1%
Simcorp	2.9%
Rightmove	2.7%
CTS Eventim	2.7%
Integratin	2.6%
Avanza Bank Holding	2.5%
IMCD	2.4%
Tecan Group	2.4%
Thule Group	2.4%
	28.2%

Analyse des Risques

	Fonds	Indice
Jensen's Alpha (annuel)	6.6%	
Bêta	0.87	1.00
Volatilité (écart-type)	17.1%	19.0%
Ratio Sharpe	0.18	-0.21
Écart de suivi	5.1%	
Ratio d'Information	1.29	
Active Share	92.4%	

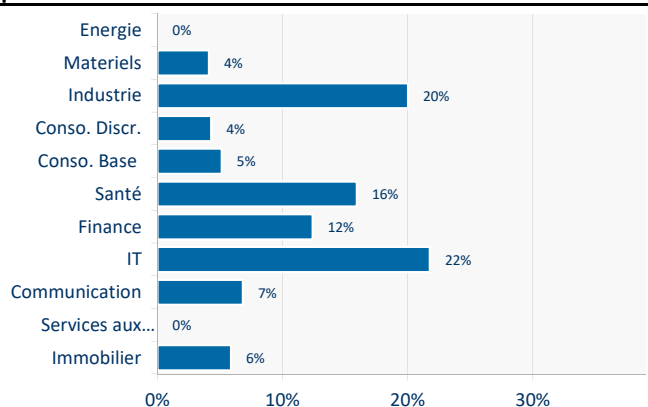
Note: Statistiques calculées sur 3 années glissantes, € Class

Analyse du Portefeuille

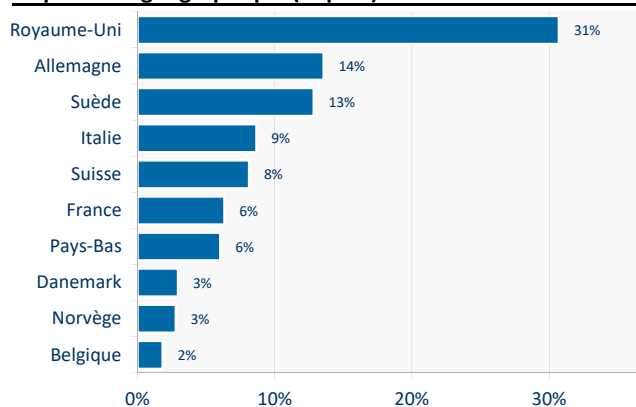
P/E 21F	23.7
Croissance du BPA 21F	22.3%
Rendement Dividende 21F	2.1%
Croissance Dividendes 21F	22.5%
ROE 21F	14.6%
EV/EBITDA 21F	17.2
EBIT Margin 21F	17.2%
Dette Nette / Equity 21F	0.9%

Source: Factset consensus estimates

Répartition sectorielle



Répartition géographique (Top 10)



Share Class Information

	Ticker	ISIN	SEDOL	Création	VAN	Frais Courants	Frais de Gestion	Comm. de Perf.	Barrière	Frais d'entrée	Investissement Min	SRRI
£ Class	MONESCF ID	IE0001195316	0119531	08/12/2000	523.8p	1.61%	1.50%	Voir Ci-dessous	603.0p	0.0%	N/A	5
£ Institutional Class	MONESCG ID	IE00B3V9KZ14	B3V9KZ1	30/03/2012	535.8p	0.86%	0.75%	Voir Ci-dessous	615.3p	0.0%	£50m	5
€ Class	MONESCE ID	IE00B1FZRP01	B1FZRP0	23/11/2006	€5.973	1.61%	1.50%	Voir Ci-dessous	€7.047	0.0%	N/A	5
€ Accumulation Class	MONESCA ID	IE00B411W698	B411W69	02/10/2009	€5.757	1.61%	1.50%	Voir Ci-dessous	€6.793	0.0%	N/A	5
€ Institutional Class	MONESD ID	IE00BBT35671	BBT3567	01/07/2013	€6.047	0.86%	0.75%	Voir Ci-dessous	€7.117	0.0%	€50m	5
€ Institutional Accumulation Class	MONESU ID	IE00BBT35564	BBT3556	01/07/2013	€6.257	0.61%	0.50%	Non	N/A	0.0%	€250m	5
SEK Class	MONESSA ID	IE00BBT35788	BBT3578	01/07/2013	20.609kr	1.61%	1.50%	Voir Ci-dessous	23.885kr	0.0%	SEK 10,000	5
USD Class	MONESCU ID	IE00B1FZRQ18	B1FZRQ1	27/11/2006	\$3.11	1.61%	1.50%	Voir Ci-dessous	\$3.764	0.0%	N/A	5

Commission de Perf. 20% de surperformance v. Benchmark +3%, avec barrière

Information importante

This report is issued monthly by Montanaro Asset Management Limited (MAM), the fund manager, who is Authorised and Regulated in the UK by the Financial Conduct Authority (FCA). It may not be copied or distributed or otherwise made available to any recipient without the express written consent of MAM.

This material constitutes a financial promotion for the purposes of the Financial Services and Markets Act 2000 (the "Act"). The material included in this report has been prepared by MAM and is provided for information purposes only and does not constitute an invitation or offer to subscribe for or purchase shares in the Fund. Such investments can only be made by completing the application forms that accompany the Fund's Prospectus. This report is for Institutional Investors Only; MAM is not authorised to market directly to retail investors. Retail investors should seek independent financial advice before making any investment decisions.

Information and opinions presented in this material have been obtained or derived from sources believed by MAM to be reliable. MAM makes no representation as to their accuracy or completeness.

It is the responsibility of all users of this information to be informed and observe all applicable laws and regulations of any relevant jurisdictions where they reside.