

Montanaro European Smaller Companies Fund

30 November 2021

Open Ended

Fund Objective

To outperform its Benchmark, the MSCI Europe SmallCap (Capital Return) Index. The Fund will invest primarily in SmallCap companies quoted in the EU, the UK, Iceland, Norway and Switzerland with a market capitalisation smaller than largest unadjusted market capitalisation of any of the constituents of the MSCI Europe (Capital Return) Index at the time of initial investment. No unquoted investments are permitted.

Performance

Rolling Returns (€)

| | YTD | 1M | 3M | 6M | 12M | 3Y | 5Y | 10Y | Launch [†] |
|-------------------------------|-------|-------|-------|-------|-------|-------|--------|--------|---------------------|
| € Class | 25.8% | -1.6% | -1.9% | 12.9% | 34.1% | 81.9% | 104.5% | 247.6% | 496.4% |
| Benchmark (€) | 16.8% | -3.3% | -4.5% | 1.5% | 23.7% | 44.4% | 55.4% | 198.7% | 253.8% |
| € Class (TR)* | 25.8% | -1.6% | -1.9% | 12.9% | 34.1% | 82.0% | 106.0% | 261.2% | 545.3% |
| MSCI Europe Small Cap (€ TR)† | 18.6% | -3.2% | -4.2% | 2.1% | 25.7% | 52.6% | 71.3% | 267.8% | 454.1% |

Annual Returns (€)

| | 2020 | 2019 | 2018 | 2017 | 2016 | 2015 | 2014 | 2013 | 2012 |
|-------------------------------|-------|-------|--------|-------|-------|-------|------|-------|-------|
| € Class | 10.0% | 36.4% | -9.1% | 15.2% | -7.0% | 25.5% | 2.8% | 14.0% | 26.7% |
| Benchmark (€) | 3.0% | 28.4% | -17.7% | 16.6% | -1.3% | 21.0% | 4.3% | 30.4% | 23.8% |
| € Class (TR)* | 10.0% | 36.5% | -8.8% | 15.7% | -6.7% | 26.7% | 3.6% | 14.3% | 27.8% |
| MSCI Europe Small Cap (€ TR)† | 4.6% | 31.4% | -15.9% | 19.0% | 0.9% | 23.5% | 6.5% | 33.4% | 27.0% |

Key Information

| | |
|----------------|---------------|
| Fund Launch | December 2000 |
| Depository | BNY Mellon |
| Administrator | BNY Mellon |
| Transfer Agent | BNY Mellon |

| | |
|----------------------|-----------------------|
| Legal Status | Irish OEIC |
| Listing | Euronext Dublin |
| Valuation Time | Daily 4pm Dublin time |
| Dealing Cut-Off Time | 12pm Dublin time |

Fund Facts

| | |
|---------------------|-----------------------|
| Fund Manager | George Cooke |
| Backup Fund Manager | Charles Montanaro |
| Benchmark | MSCI Europe Small Cap |

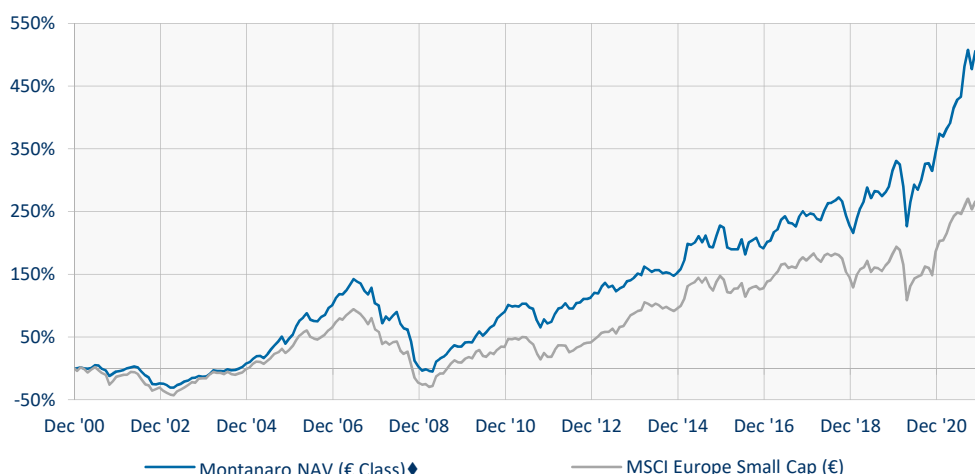
| | |
|-----------------|----------------|
| Fund Size | €615 million |
| No. of Holdings | 58 |
| Median Mkt Cap | €3,508 million |
| Cash | 4.0% |

ESG

| | |
|------------------|-------|
| Carbon Intensity | 24.9 |
| Water Intensity | 393.6 |
| Waste Intensity | 23.5 |
| Fund ESG Score* | 6.4 |

*The Fund ESG Score is the weighted average of Montanaro's proprietary company ESG Checklist scores (0-10; 10 is best).

Cumulative Performance Since Inception




Source: Montanaro, MSCI, Bloomberg. NAV to NAV, unrounded. NAVs prior to 24/09/07 priced at close of business; between 24/09/07 and 01/10/09 priced at midday; since 2/10/09 priced at 4pm.

◆ NAVs prior to class listing 30/11/06 based on E Class NAV.

* Dividends reinvested at ex-date.

† The MSCI Europe Small Cap (net TR) index is shown for comparison purposes only.

Risk & Reward Profile



These numbers rate how the Fund may perform and the risk of losing some or all of your investment. In general the potential for higher returns also implies a higher level of risk. However, the lowest category (1) does not mean a risk free investment.

This risk rating is based on historical data which may not be a reliable indication of the future risks and rewards of the fund. The risk rating of the fund may change over time.

Past performance is not a reliable indicator of future results. All investments are subject to risk and the value of shares and the income from them can fall as well as rise due to stock market and currency movements. You may not get back as much as you originally invested.

Important Information

All investments are subject to risk and the value of shares and the income from them can fall as well as rise due to stock market and currency movements. You may not get back as much as you originally invested.

Custodian, Fund Administrator and Subscriptions – Contact BNY MELLON
Tel: +353 1 900 6140 Fax: +353 1 900 6141 Email: MontanaroTA@bnymellon.com

Montanaro Asset Management Limited, 53 Threadneedle Street, London, EC2R 8AR

Tel: 020 7448 8600

Fax: 020 7448 8601

www.montanaro.co.uk

enquiries@montanaro.co.uk

Top 10 Holdings

| | |
|--------------------------|--------------|
| Sartorius Stedim Biotech | 4.2% |
| IMCD | 3.8% |
| MIPS | 3.8% |
| Thule | 3.3% |
| Esker | 2.9% |
| Vitrolife | 2.5% |
| Marshalls | 2.4% |
| Reply | 2.4% |
| Moncler | 2.3% |
| Tecan | 2.1% |
| | 29.7% |

Risk Analysis

| | Fund | Index |
|-------------------------|-------|-------|
| Jensen's Alpha (annual) | 11.6% | |
| Beta | 0.81 | 1.00 |
| Standard Deviation | 18.5% | 21.2% |
| Sharpe Ratio | 1.21 | 0.63 |
| Tracking Error | 8.1% | |
| Information Ratio | 1.38 | |
| Active Share | 92.7% | |

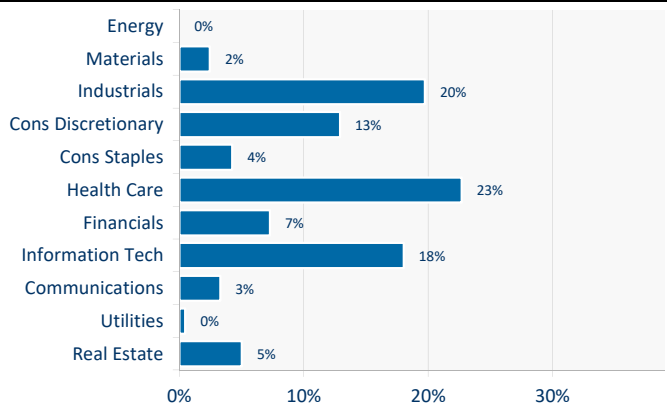
Note: risk statistics over three years, € Class

Portfolio Analysis

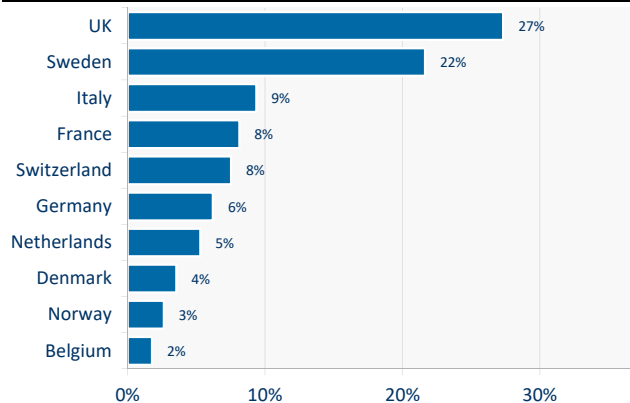
| | |
|----------------------|-------|
| Price / Earnings 22F | 34.6 |
| EPS Growth 22F | 14.9% |
| Dividend Yield 22F | 1.3% |
| Dividend Growth 22F | 14.3% |
| Return on Equity 22F | 14.5% |
| EV/EBITDA 22F | 27.4 |
| EBIT Margin 22F | 25.6% |
| Net Debt/Equity 22F | -7.7% |

Source: Factset consensus estimates

Sector Allocation



Country Allocation (Top 10)



Share Class Information

| | Ticker | ISIN | SEDOL | Launch | NAV | Ongoing Charge | Annual AMC | Perf Fee | Hurdle | Initial Charge | Minimum Investment | SRRI |
|---|-------------|--------------|---------|------------|----------|----------------|------------|----------|----------|----------------|--------------------|------|
| £ Class | MONESCF ID | IE0001195316 | 0119531 | 08/12/2000 | 837.5p | 1.59% | 1.50% | As Below | 700.0p | Nil | N/A | 6 |
| £ Institutional Class | MONESCG ID | IE00B3V9KZ14 | B3V9KZ1 | 30/03/2012 | 874.7p | 0.84% | 0.75% | As Below | 727.1p | Nil | £50m | 6 |
| € Class | MONESCE ID | IE00B1FZRP01 | B1FZRP0 | 23/11/2006 | €9.76 | 1.59% | 1.50% | As Below | €7.756 | Nil | N/A | 6 |
| € Accumulation Class | MONESSEA ID | IE00B411W698 | B411W69 | 02/10/2009 | €9.367 | 1.59% | 1.50% | As Below | €7.458 | Nil | N/A | 6 |
| € Institutional Class | MONESSED ID | IE00BBT35671 | BBT3567 | 01/07/2013 | €9.98 | 0.84% | 0.75% | As Below | €7.861 | Nil | €50m | 6 |
| € Institutional Accumulation Class | MONESEU ID | IE00BBT35564 | BBT3556 | 01/07/2013 | €10.607 | 0.59% | 0.50% | Nil | N/A | Nil | €250m | 6 |
| SEK Class | MONESSA ID | IE00BBT35788 | BBT3578 | 01/07/2013 | 32.167kr | 1.59% | 1.50% | As Below | 25.138kr | Nil | SEK 10,000 | 6 |
| USD Class | MONESCU ID | IE00B1FZRQ18 | B1FZRQ1 | 27/11/2006 | \$5.226 | 1.59% | 1.50% | As Below | \$4.509 | Nil | N/A | 6 |

Performance Fee 20% outperformance of Benchmark + 3%, with a hurdle as per the table above. See prospectus for further information.

Important Information

This report is issued monthly by Montanaro Asset Management Limited (MAM), the fund manager, who is Authorised and Regulated in the UK by the Financial Conduct Authority (FCA). It may not be copied or distributed or otherwise made available to any recipient without the express written consent of MAM.

This material constitutes a financial promotion for the purposes of the Financial Services and Markets Act 2000 (the "Act"). The material included in this report has been prepared by MAM and is provided for information purposes only and does not constitute an invitation or offer to subscribe for or purchase shares in the Fund. Such investments can only be made by completing the application forms that accompany the Fund's Prospectus. This report is for Institutional Investors Only; MAM is not authorised to market directly to retail investors. Retail investors should seek independent financial advice before making any investment decisions.

Information and opinions presented in this material have been obtained or derived from sources believed by MAM to be reliable. MAM makes no representation as to their accuracy or completeness.

It is the responsibility of all users of this information to be informed and observe all applicable laws and regulations of any relevant jurisdictions where they reside.

