

Montanaro European Smaller Companies Fund (€)

28 February 2020

Open Ended

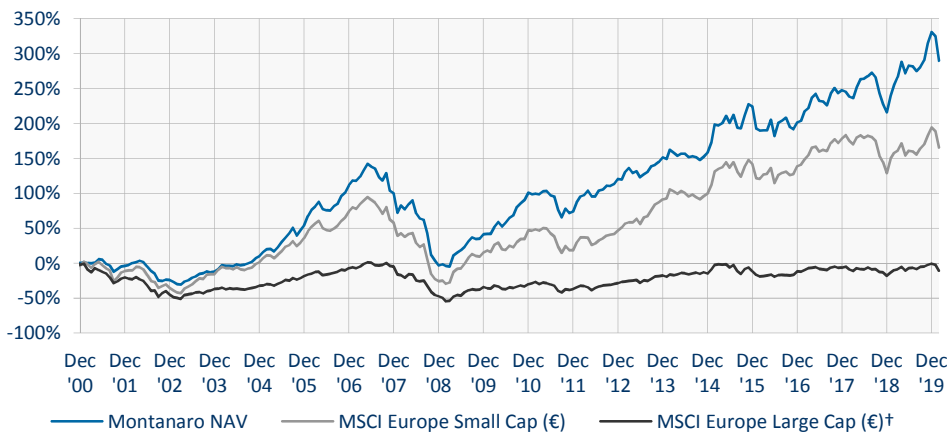
Fund Objective

To outperform its Benchmark, the MSCI Europe SmallCap (Capital Return) Index. The Fund will invest primarily in SmallCap companies quoted in the EU (including UK), Iceland, Norway and Switzerland with a market capitalisation smaller than the largest constituent of the MSCI Europe (Capital Return) Index at the time of initial investment. No unquoted investments are permitted.

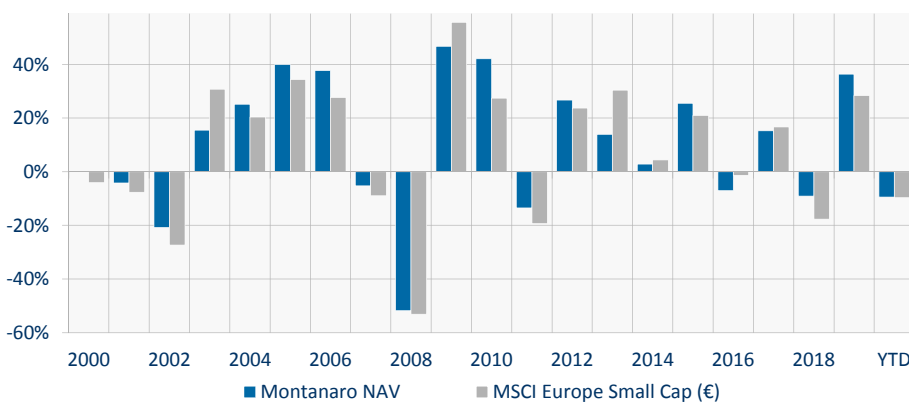
Performance

	YTD	1M	3M	6M	12M	3Y	5Y	Launch
Fund	-9.5%	-8.3%	-6.0%	4.0%	9.8%	22.9%	30.5%	289.7%
Benchmark	-9.7%	-8.1%	-5.9%	4.0%	3.0%	6.9%	14.9%	165.5%
Fund (TR)‡	-9.5%	-8.3%	-6.0%	4.0%	9.8%	23.8%	33.2%	321.6%
MSCI Europe Small Cap (TR)†	-9.6%	-8.0%	-5.8%	4.6%	5.4%	14.2%	28.0%	303.6%

Cumulative Performance Since Inception



Calendar Year Returns



Source: Montanaro, MSCI, Bloomberg. NAV to NAV, unrounded. NAV prior to class listing 30/11/06 based on GBP NAV. NAVs prior to 24/09/07 priced at close of business; between 24/09/07 and 01/10/09 priced at midday; since 2/10/09 priced at 4pm.

† The MSCI Europe SmallCap index (net TR) and the MSCI LargeCap index are used for comparison purposes only.

‡ Dividends reinvested at ex-date.

About Montanaro

Montanaro, an independent specialist asset manager, was established in 1991 to research and invest in quoted Small & MidCap companies. Funds under management are currently €3.1 billion.

Fund Facts

Fund Manager	Montanaro Team
Contact	Charles Montanaro
Fund Launch	December 2000
Year End	December
Currency	EUR
Class	Distribution
Benchmark	MSCI Europe Small Cap (€)
Ticker	MONESCE ID
ISIN	IE00B1FZRP01
Sedol	B1FZRP0
Fund Size	€473 million
NAV	€6.378
No. of Holdings	57
Median Mkt Cap	€3068 million
Cash	2.5%
Legal Status	Irish OEIC
Listing	Irish Stock Exchange
Valuation Time	Daily 4pm Dublin time
Minimum Investment	€1,000
Dealing Time	12pm Dublin time
Dividend Date	Expected Q1
Reporting Fund Status	Approved
Management Fee	Annual 1.5%
Performance Fee	20% outperformance of Benchmark + 3%, with a hurdle of €7.047
Authorised for marketing in	Ireland, UK, Netherlands, France, Finland, Sweden, Switzerland, Norway, Austria, Germany, Spain, Iceland, Italy

Fund ESG Score 6.5

The Fund ESG Score is the weighted average of Montanaro's proprietary company ESG Checklist scores (0-10; 10 is best).

Ratings and Awards

★★★★ – Morningstar Rating™
 (as at 29/02/20)

© 2020 Morningstar, Inc. All Rights Reserved. Morningstar Rating™ Source: Morningstar Essentials. The information contained herein: (1) is proprietary to Morningstar and/or its content providers; (2) may not be copied or distributed; and (3) is not warranted to be accurate, complete or timely. Neither Morningstar nor its content providers are responsible for any damages or losses arising from any use of this information.

Important Information

All investments are subject to risk and the value of shares and the income from them can fall as well as rise due to stock market and currency movements. You may not get back as much as you originally invested.

Custodian, Fund Administrator and Subscriptions – Contact BNY MELLON
 Tel: +353 1 900 6140 Fax: +353 1 900 6141 Email: MontanaroTA@bnymellon.com

Montanaro Asset Management Limited, 53 Threadneedle Street, London, EC2R 8AR

Tel: 020 7448 8600

Fax: 020 7448 8601

www.montanaro.co.uk

enquiries@montanaro.co.uk

Top 10 Holdings

Sartorius Stedim Biotech	3.6%
Rightmove	3.5%
Marshalls	3.2%
CTS Eventim	3.0%
Belimo Holding	2.8%
Kingspan	2.8%
Simcorp	2.7%
Shaftesbury	2.4%
St. James Place	2.4%
MTU Aero Engines	2.3%
Total	28.8%

Risk Analysis

	Fund	Index
Jensen's Alpha (annual)	5.1%	
Beta	0.90	1.00
Standard Deviation	12.6%	13.1%
Sharpe Ratio	0.59	0.20
Tracking Error	4.4%	
Information Ratio	1.15	
Active Share	92.0%	

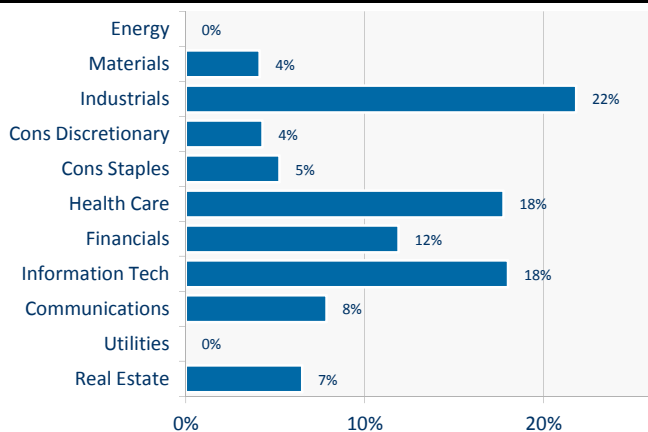
Note: risk statistics over three years

Portfolio Analysis

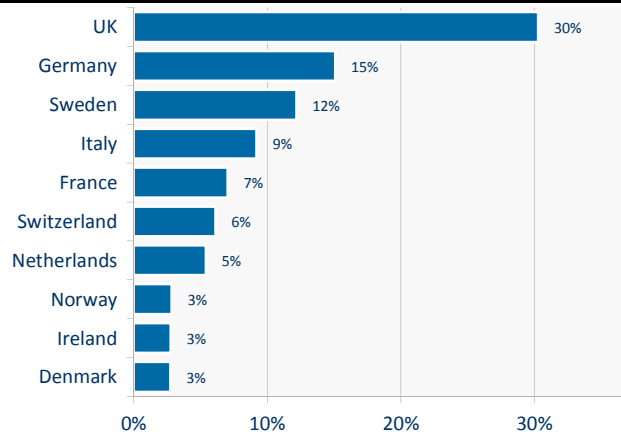
Price / Earnings 20F	24.7
EPS Growth 20F	10.9%
Dividend Yield 20F	2.0%
Dividend Growth 20F	7.5%
Return on Equity 20F	15.1%
EV/EBITDA 20F	20.3
EBIT Margin 20F	26.4%
Net Debt/Equity 20F	6.6%

Source: Factset consensus estimates

Sector Allocation



Country Allocation (Top 10)



Monthly Commentary

It was Klemens von Metternich, a distinguished diplomat during the Napoleonic era, who came up with one of the most famous phrases about the economy. In an era when Europe dominated the world, he stated: "When France sneezes, Europe catches a cold." Once the United States had acquired economic dominance, this was adapted: "When America sneezes, the world catches a cold."

The same is now true of China, in both economic and health terms. The country has grown to 17% of global GDP. As the Coronavirus spread across the world, China – the workshop of the global economy – closed for business. The result was an indiscriminate sell-off in risk assets as fear overtook greed to become the dominant force in financial markets.

During February, the NAV of the share class declined by 8.3% in Euro terms, in line with the MSCI Europe Small Cap benchmark index.

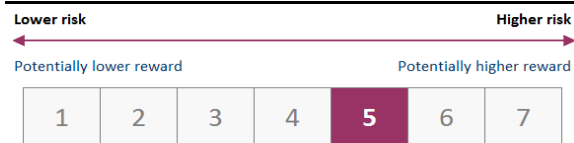
The strongest contribution during the month came from **Sartorius Stedim**, the developer of equipment used in the manufacture of biologic drugs, which continued to rise after delivering strong results and a confident outlook. **Kingspan**, the global supplier of high performance insulation products for the construction industry, also gained after announcing a good set of results. **Avanza**, Sweden's leading online broker and pension provider, benefited from high trading volumes.

The weakest contributions came from companies that were all impacted by the Coronavirus: **MTU**, the aircraft engine manufacturer, declined as investors anticipated a slowdown in air traffic; **CTS Eventim**, the provider of ticketing services in Europe, weakened as ticket sales for concerts and public events plummeted; and **4imprint**, the supplier of promotional merchandise, traded lower as their supply chain faced disruption in China.

Nobody knows what the impact of Covid-19 will be. Despite the uncertainty, it is clear that the regularity of daily life across the northern hemisphere is under threat to an extent rarely seen in peace time. Global growth will be negatively impacted due to the double whammy of supply and demand shocks. Yet it is too early to tell if growth will plummet, or be pushed back towards the warmer months of the year when the virus may become less virulent.

Away from predictions about the virus, it is worth pointing out that from a purely financial market standpoint, the fall in equity prices is to some extent welcome. Markets had again reached record highs and the "froth" of expensive valuations has been skimmed away. While the situation may well worsen – both in health and economic terms – we would caution against selling. It rarely pays to run for the hills after the market has fallen. One of the reasons that quality companies outperform over the long-term is because their strong balance sheets provide the resilience to outlive periods of economic turbulence. Market falls provide opportunity to the rational and long-term investor.

Risk and Reward Profile



These numbers rate how the Fund may perform and the risk of losing some or all of your investment. In general the potential for higher returns also implies a higher level of risk. However, the lowest category (1) does not mean a risk free investment.

This risk rating is based on historical data which may not be a reliable indication of the future risks and rewards of the fund. The risk rating of the fund may change over time.

Past performance is not a reliable indicator of future results. All investments are subject to risk and the value of shares and the income from them can fall as well as rise due to stock market and currency movements. You may not get back as much as you originally invested.

For further information please see the Risk and Reward section of the Key Investor Information Document (KIID).

Important Information

This report is issued monthly by Montanaro Asset Management Limited (MAM), the fund manager, who is Authorised and Regulated in the UK by the Financial Conduct Authority (FCA). It may not be copied or distributed or otherwise made available to any recipient without the express written consent of MAM.

This material constitutes a financial promotion for the purposes of the Financial Services and Markets Act 2000 (the "Act"). The material included in this report has been prepared by MAM and is provided for information purposes only and does not constitute an invitation or offer to subscribe for or purchase shares in the Fund. Such investments can only be made by completing the application forms that accompany the Fund's Prospectus. MAM is not authorised to market directly to retail investors. Retail investors should seek independent financial advice before making any investment decisions.

Information and opinions presented in this material have been obtained or derived from sources believed by MAM to be reliable. MAM makes no representation as to their accuracy or completeness.

It is the responsibility of all users of this information to be informed and observe all applicable laws and regulations of any relevant jurisdictions where they reside.

