

Montanaro European Smaller Companies Fund (€)

30 April 2019

Open Ended

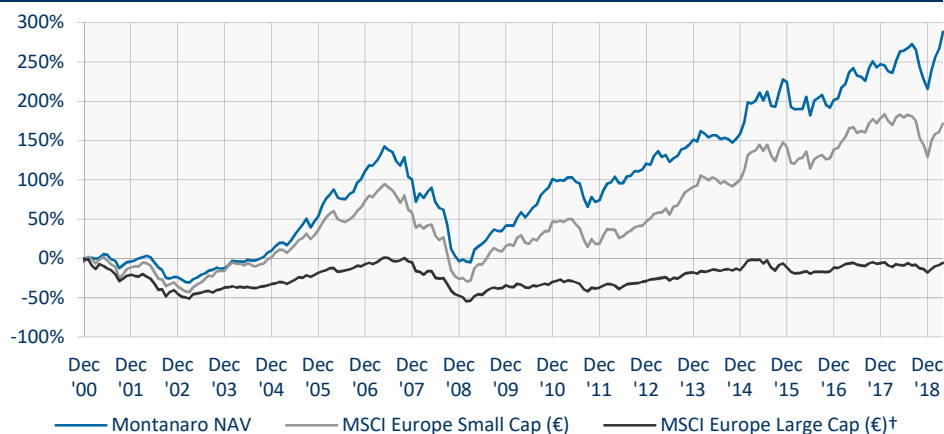
Fund Objective

To outperform its Benchmark, the MSCI Europe SmallCap (Capital Return) Index. The Fund will invest primarily in SmallCap companies quoted in the EU (including UK), Iceland, Norway and Switzerland with a market capitalisation smaller than the largest constituent of the MSCI Europe (Capital Return) Index at the time of initial investment. No unquoted investments are permitted.

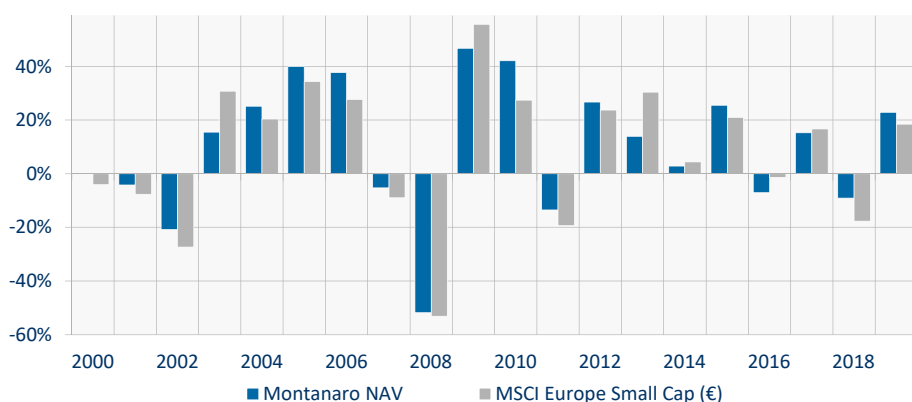
Performance

	YTD	1M	3M	6M	12M	3Y	5Y	Launch
Fund	22.9%	6.0%	14.3%	13.1%	10.4%	33.8%	53.0%	288.1%
Benchmark	18.5%	4.1%	8.8%	6.9%	-2.9%	19.2%	36.2%	171.4%
Fund (TR)‡	23.0%	6.0%	14.4%	13.1%	10.5%	34.8%	56.1%	319.9%
MSCI Europe Small Cap (TR)†	19.5%	4.6%	9.6%	8.0%	-0.8%	27.0%	51.5%	306.0%

Cumulative Performance Since Inception



Calendar Year Returns



Source: Montanaro, MSCI, Bloomberg. NAV to NAV, unrounded. NAV prior to class listing 30/11/06 based on GBP NAV. NAVs prior to 24/09/07 priced at close of business; between 24/09/07 and 01/10/09 priced at midday; since 2/10/09 priced at 4pm.

† The MSCI Europe SmallCap index (net TR) and the MSCI LargeCap index are used for comparison purposes only.

‡ Dividends reinvested at ex-date.

About Montanaro

Montanaro, an independent specialist asset manager, was established in 1991 to research and invest in quoted Small & MidCap companies. Funds under management are currently €2.8 billion.

Fund Facts

Fund Manager	Montanaro Team
Contact	Charles Montanaro
Fund Launch	December 2000
Year End	December
Currency	EUR
Class	Distribution
Benchmark	MSCI Europe Small Cap (€)
Ticker	MONESCE ID
ISIN	IE00B1FZRP01
Sedol	B1FZRP0
Fund Size	€520 million
NAV	€6.352
No. of Holdings	59
Median Mkt Cap	€2887 million
Cash	1.5%
Legal Status	Irish OEIC
Listing	Irish Stock Exchange
Valuation Time	Daily 4pm Dublin time
Minimum Investment	€1,000
Dealing Time	12pm Dublin time
Dividend Date	Expected Q1
Reporting Fund Status	Approved
Management Fee	Annual 1.5%
Performance Fee	20% outperformance of Benchmark + 3%, with a hurdle of €5.304

Authorised for marketing in Ireland, UK, Netherlands, France, Finland, Sweden, Switzerland, Norway, Austria, Germany, Spain, Iceland, Italy

Fund ESG Score 6.4

The Fund ESG Score is the weighted average of Montanaro's proprietary company ESG Checklist scores (0-10; 10 is best).

Ratings and Awards

★★★★ – Morningstar Rating™
(as at 30/04/19)

© 2019 Morningstar, Inc. All Rights Reserved. Morningstar Rating™ Source: Morningstar Essentials. The information contained herein: (1) is proprietary to Morningstar and/or its content providers; (2) may not be copied or distributed; and (3) is not warranted to be accurate, complete or timely. Neither Morningstar nor its content providers are responsible for any damages or losses arising from any use of this information.

Important Information

All investments are subject to risk and the value of shares and the income from them can fall as well as rise due to stock market and currency movements. You may not get back as much as you originally invested.

Custodian, Fund Administrator and Subscriptions – Contact BNY MELLON
Tel: +353 1 900 6140 Fax: +353 1 900 6141 Email: MontanaroTA@bnymellon.com

Montanaro Asset Management Limited, 53 Threadneedle Street, London, EC2R 8AR

Tel: 020 7448 8600

Fax: 020 7448 8601

www.montanaro.co.uk

enquiries@montanaro.co.uk

Top 10 Holdings

Simcorp	3.4%
MTU Aero Engines	3.2%
Rightmove	3.0%
CTS Eventim	2.9%
Sartorius Stedim Biotech	2.8%
Marshalls	2.7%
Belimo Holding	2.7%
Rational	2.7%
St. James Place	2.5%
Brembo	2.5%
Total	28.4%

Risk Analysis

	Fund	Index
Jensen's Alpha (annual)	4.7%	
Beta	0.92	1.00
Standard Deviation	12.7%	12.9%
Sharpe Ratio	0.82	0.49
Tracking Error	4.7%	
Information Ratio	1.00	
Active Share	91.5%	

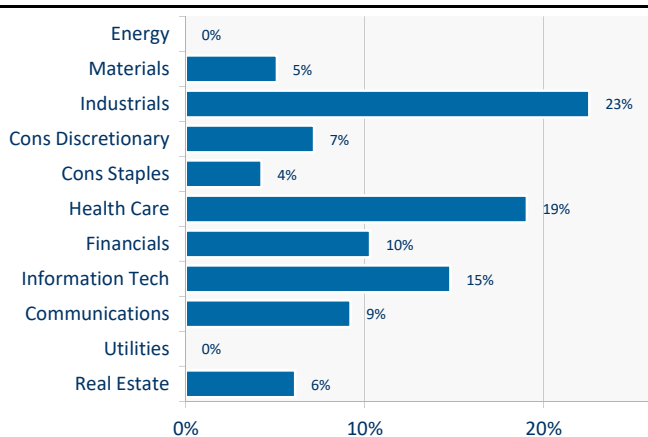
Note: risk statistics over three years

Portfolio Analysis

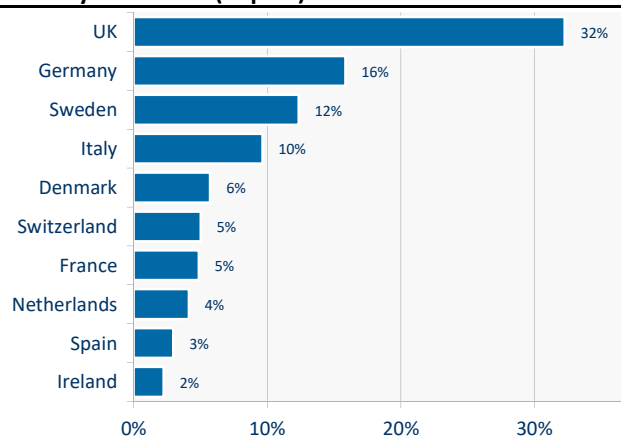
Price / Earnings 19F	24.3
EPS Growth 19F	7.6%
Dividend Yield 19F	2.1%
Dividend Growth 19F	9.1%
Return on Equity 19F	16.3%
EV/EBITDA 19F	19.5
EBIT Margin 19F	25.3%
Net Debt/Equity 19F	12.3%

Source: Factset consensus estimates

Sector Allocation



Country Allocation (Top 10)



Monthly Commentary

The Goldilocks conditions that have been such a feature of this long Bull Market continued to be “just right” in April. Central Banks remained accommodative, particularly in Europe, while growth surprised in China and the US as talk of a Trade War diminished. This sustained the ascent of equity markets, with returns for the year moving firmly into double-digit territory. A further boost was provided by a solid start to the earnings season, although it is worth remembering that expectations had been revised down after the torrid end to 2018.

During April the NAV of the share class increased by 6.0% in Euro terms, 1.9% ahead of the MSCI Europe Small Cap benchmark index. Since the beginning of the year, the NAV has increased by 22.9%.


The strongest contribution during the month came from **Melexis**, the supplier of semiconductors for the automotive industry, as the outlook for the sector improved due to better than expected macroeconomic data. **NCC**, the software business specialising in escrow and cyber security, rose on rumours of a potential takeover bid. **Brembo**, the braking calliper and disc specialist, saw better performance as hopes were raised of a satisfactory conclusion to US-China trade negotiations.

The weakest contribution came from **Elekta**, the developer of clinical solutions for treating cancer and brain disorders, which drifted in a rising market as investors waited to see whether the company's execution issues in the last quarter were temporary or not. **Vitrolife**, the leading supplier of products used for IVF treatments, saw profit taking after a strong run. **VZ Holding**, the Swiss wealth manager, weakened due to increased margin pressures.

Given the recent rise in equity markets, investors may be forgiven for wanting to draw breath. We would caution those preparing to “sell in May and go away”, however. Economic data is pointing towards a slowing world economy rather than one that is coming off the rails. Becoming bearish too early hurts: those who moved to cash in the fourth quarter of last year have had a painful few months.

It may be more prudent to think about equity exposure strategically. European markets continue to look cheap compared to those on the other side of the Atlantic. Meanwhile, European monetary policy remains among the most accommodative in the world: bank lending conditions are favourable, while it is unlikely that the ECB will raise interest rates in 2019. All of this should continue to support SmallCap companies, which are comfortably outperforming their LargeCap peers so far this year.

Risk and Reward Profile



These numbers rate how the Fund may perform and the risk of losing some or all of your investment. In general the potential for higher returns also implies a higher level of risk. However, the lowest category (1) does not mean a risk free investment.

This risk rating is based on historical data which may not be a reliable indication of the future risks and rewards of the fund. The risk rating of the fund may change over time.

Past performance is not a reliable indicator of future results. All investments are subject to risk and the value of shares and the income from them can fall as well as rise due to stock market and currency movements. You may not get back as much as you originally invested.

For further information please see the Risk and Reward section of the Key Investor Information Document (KIID).

Important Information

This report is issued monthly by Montanaro Asset Management Limited (MAM), the fund manager, who is Authorised and Regulated in the UK by the Financial Conduct Authority (FCA). It may not be copied or distributed or otherwise made available to any recipient without the express written consent of MAM.

This material constitutes a financial promotion for the purposes of the Financial Services and Markets Act 2000 (the “Act”). The material included in this report has been prepared by MAM and is provided for information purposes only and does not constitute an invitation or offer to subscribe for or purchase shares in the Fund. Such investments can only be made by completing the application forms that accompany the Fund's Prospectus. MAM is not authorised to market directly to retail investors. Retail investors should seek independent financial advice before making any investment decisions.

Information and opinions presented in this material have been obtained or derived from sources believed by MAM to be reliable. MAM makes no representation as to their accuracy or completeness.

It is the responsibility of all users of this information to be informed and observe all applicable laws and regulations of any relevant jurisdictions where they reside.

