

# Montanaro European MidCap Fund

31 March 2021

Open Ended

## Fund Objective

To outperform its Benchmark, the STOXX Europe Mid 200 (Capital Return) Index. The Fund will invest primarily in MidCap companies quoted in the EU, the UK, Iceland, Norway and Switzerland with a market capitalisation smaller than the largest unadjusted market capitalisation of any of the constituents of the STOXX Europe Mid 200 (Capital Return) Index at the time of initial investment. No unquoted investments are permitted.

## Performance

### Rolling Returns (€)

	YTD	1M	3M	6M	12M	3Y	5Y	10Y	Launch
€ Class	3.0%	4.0%	3.0%	12.4%	36.4%	41.7%	64.7%		169.3%
Benchmark (€)	8.3%	5.8%	8.3%	25.0%	47.4%	17.5%	37.3%		104.6%
€ Class (TR)*	3.0%	4.0%	3.0%	12.4%	36.4%	42.3%	66.0%		173.1%
Stoxx Europe Mid 200 (€ TR)†	8.6%	6.1%	8.6%	25.8%	50.0%	25.8%	54.1%		152.6%

### Annual Returns (€)

	2020	2019	2018	2017	2016	2015	2014	2013
€ Class	7.7%	29.4%	-2.2%	18.1%	-9.9%	22.3%	10.6%	18.0%
Benchmark (€)	-1.1%	23.1%	-13.2%	13.6%	-0.9%	15.5%	6.6%	22.0%
€ Class (TR)*	7.7%	29.9%	-2.2%	18.6%	-9.9%	22.3%	11.1%	18.2%
Stoxx Europe Mid 200 (€ TR)†	0.7%	26.4%	-11.1%	16.2%	1.5%	17.9%	9.0%	25.2%

## Key Information

Fund Launch	March 2012
Depository	BNY Mellon
Administrator	BNY Mellon
Transfer Agent	BNY Mellon

Legal Status	Irish OEIC
Listing	Euronext Dublin
Valuation Time	Daily 4pm Dublin time
Dealing Cut-Off Time	12pm Dublin time

## Fund Facts

Fund Manager	Alex Magni
Backup Fund Manager	Mark Rogers
Benchmark	STOXX Europe Mid 200

Fund Size	€164 million
No. of Holdings	25
Median Mkt Cap	€9,444 million
Cash	2.4%

## ESG

Carbon Intensity	22.3
Water Intensity	n/a
Waste Intensity	n/a
Fund ESG Score*	6.3

\*The Fund ESG Score is the weighted average of Montanaro's proprietary company ESG Checklist scores (0-10; 10 is best).

## Cumulative Performance Since Inception

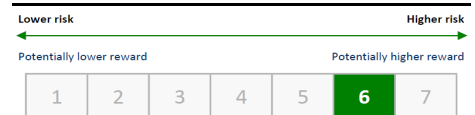


Source: Montanaro, MSCI, Bloomberg. NAV to NAV, unrounded.

\* Dividends reinvested at ex-date.

† The Stoxx Europe Mid 200 (TR) index is shown for comparison purposes only.

## Risk & Reward Profile



€ Class

These numbers rate how the Fund may perform and the risk of losing some or all of your investment. In general the potential for higher returns also implies a higher level of risk. However, the lowest category (1) does not mean a risk free investment.

This risk rating is based on historical data which may not be a reliable indication of the future risks and rewards of the fund. The risk rating of the fund may change over time.

Past performance is not a reliable indicator of future results. All investments are subject to risk and the value of shares and the income from them can fall as well as rise due to stock market and currency movements. You may not get back as much as you originally invested.

## Important Information

All investments are subject to risk and the value of shares and the income from them can fall as well as rise due to stock market and currency movements. You may not get back as much as you originally invested.

Custodian, Fund Administrator and Subscriptions – Contact BNY MELLON  
Tel: +353 1 900 6140 Fax: +353 1 900 6141 Email: MontanaroTA@bnymellon.com

Montanaro Asset Management Limited, 53 Threadneedle Street, London, EC2R 8AR

Tel: 020 7448 8600

Fax: 020 7448 8601

www.montanaro.co.uk

enquiries@montanaro.co.uk

**Top 10 Holdings**

Ashtead Group	5.3%
Teleperformance	5.2%
IMCD	4.8%
St. James Place	4.6%
Edenred	4.5%
Moncler	4.5%
Worldline	4.4%
Straumann	4.2%
Recordati	4.2%
Rentokil	4.2%
	<b>45.8%</b>

**Risk Analysis**

	Fund	Index
Jensen's Alpha (annual)	8.6%	
Beta	0.7	1.00
Standard Deviation	15.1%	19.9%
Sharpe Ratio	0.84	0.3
Tracking Error	8.2%	
Information Ratio	0.91	
Active Share	93.7%	

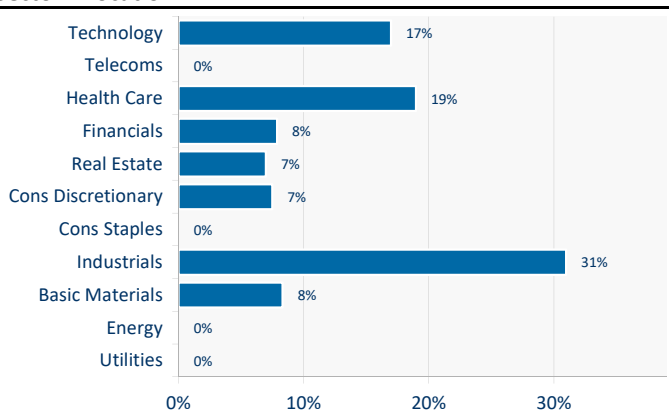
Note: risk statistics over three years, € Class

**Portfolio Analysis**

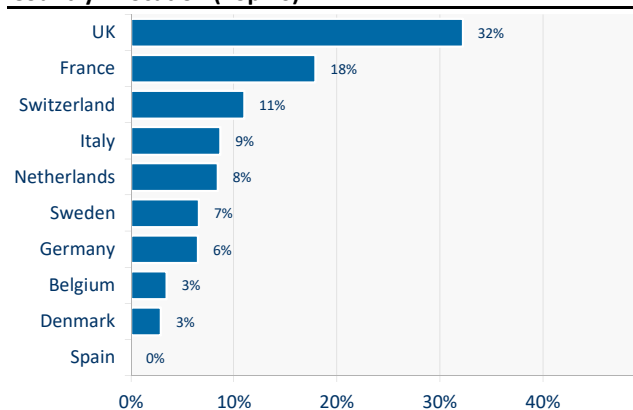
Price / Earnings 21F	32.7
EPS Growth 21F	17.9%
Dividend Yield 21F	1.2%
Dividend Growth 21F	10.5%
Return on Equity 21F	17.6%
EV/EBITDA 21F	26.0
EBIT Margin 21F	28.3%
Net Debt/Equity 21F	25.2%

Source: Factset consensus estimates

**Sector Allocation**



**Country Allocation (Top 10)**



**Share Class Information**

	Ticker	ISIN	SEDOL	Launch	NAV	Ongoing Charge	Annual AMC	Perf Fee	Hurdle	Initial Charge	Minimum Investment	SRRI
€ Class	MEUMCED ID	IE00B6VJL827	B6VJL82	30/03/2012	€2.693	1.58%	1.50%	As Below	€2.614	Nil	N/A	6
€ Institutional Accumulation Class	MEUMCEA ID	IE00BBT35895	BBT3589	01/07/2013	€2.859	0.83%	0.75%	As Below	€2.769	Nil	€25m	6
Performance Fee	20% outperformance of Benchmark + 3%, with a hurdle as per the table above.											

**Important Information**

This report is issued monthly by Montanaro Asset Management Limited (MAM), the fund manager, who is Authorised and Regulated in the UK by the Financial Conduct Authority (FCA). It may not be copied or distributed or otherwise made available to any recipient without the express written consent of MAM.

This material constitutes a financial promotion for the purposes of the Financial Services and Markets Act 2000 (the "Act"). The material included in this report has been prepared by MAM and is provided for information purposes only and does not constitute an invitation or offer to subscribe for or purchase shares in the Fund. Such investments can only be made by completing the application forms that accompany the Fund's Prospectus. This report is for Institutional Investors Only; MAM is not authorised to market directly to retail investors. Retail investors should seek independent financial advice before making any investment decisions.

Information and opinions presented in this material have been obtained or derived from sources believed by MAM to be reliable. MAM makes no representation as to their accuracy or completeness.

It is the responsibility of all users of this information to be informed and observe all applicable laws and regulations of any relevant jurisdictions where they reside.