

# Montanaro European Income Fund

30 July 2021

Open Ended

## Fund Objective

Capital growth and income. The Fund will invest primarily in Small and MidCap companies quoted in the EU, Iceland, Norway and Switzerland that offer an attractive dividend yield or the potential for dividend growth. No unquoted investments are permitted.

## Performance

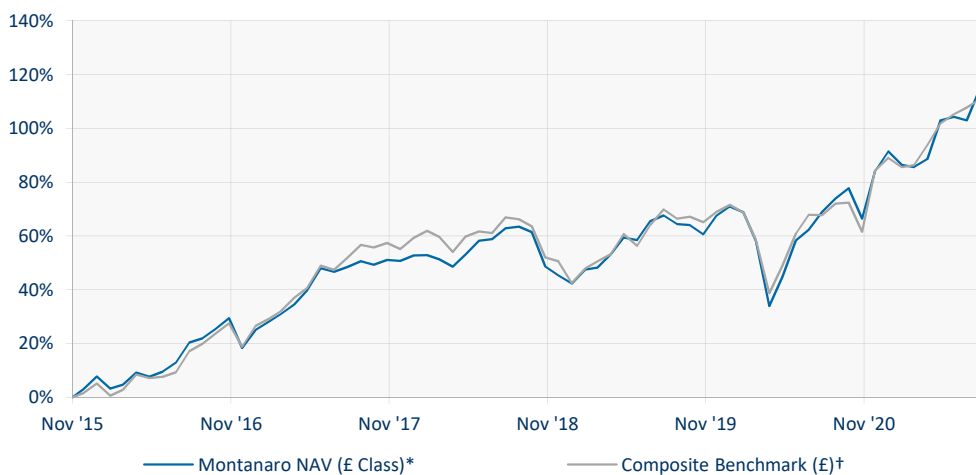
### Rolling Returns (£)

	YTD	1M	3M	6M	12M	3Y	5Y	10Y	Launch*
£ Class*	12.4%	6.0%	6.0%	15.4%	27.4%	32.2%	78.7%		115.1%
Composite Benchmark (£)†	11.6%	1.5%	4.5%	13.7%	25.8%	26.3%	80.0%		110.9%

### Annual Returns (£)

	2020	2019	2018	2017	2016
£ Class*	12.0%	20.1%	-6.8%	22.2%	16.1%
Composite Benchmark (£)†	10.2%	20.5%	-10.6%	25.8%	20.4%

## Cumulative Performance Since Launch



Source: Montanaro, MSCI, Bloomberg, FE Analytics. NAV to NAV, unrounded.

◆ There was a change of strategy and name change for the European Income Fund as reflected in the addendum to the prospectus dated 5th November 2015. Performance history shown is therefore from this point.

\* Effective July 1st 2016 the performance of the Fund is Total Return. Prior to this the performance is Capital Return.

† Effective July 1st 2016 the Benchmark changed from the MSCI Europe (ex-UK) SmallCap (Capital Return) Index to the MSCI Europe (ex-UK) SmallCap (Total Return) Index. As of June 2018, the Fund's Benchmark was removed; during this period the IA Europe (excluding UK) (Total Return) Sector is shown here for comparison purposes only. Effective April 2020 the Benchmark became the IA Europe (excluding UK) (Total Return) Sector.

## Key Information

Fund Launch	November 2015
Depository	BNY Mellon
Administrator	BNY Mellon
Transfer Agent	BNY Mellon
Dividend Dates	Quarterly

Legal Status	Irish OEIC
Listing	Euronext Dublin
Valuation Time	Daily 4pm Dublin time
Dealing Cut-Off Time	12pm Dublin time

## Fund Facts

Lead Fund Manager	George Cooke
Co Fund Manager	Alex Magni
Benchmark†	IA Europe xUK (Total Return) Sector

Fund Size	£372 million
No. of Holdings	52
Median Mkt Cap	£2,274 million
Cash	1.2%

## ESG

Carbon Intensity	52.6
Water Intensity	2,302.0
Waste Intensity	19.2
Fund ESG Score*	6.4

\*The Fund ESG Score is the weighted average of Montanaro's proprietary company ESG Checklist scores (0-10; 10 is best).

## Risk & Reward Profile



These numbers rate how the Fund may perform and the risk of losing some or all of your investment. In general the potential for higher returns also implies a higher level of risk. However, the lowest category (1) does not mean a risk free investment.

This risk rating is based on historical data which may not be a reliable indication of the future risks and rewards of the fund. The risk rating of the fund may change over time.

Past performance is not a reliable indicator of future results. All investments are subject to risk and the value of shares and the income from them can fall as well as rise due to stock market and currency movements. You may not get back as much as you originally invested.

## Important Information

All investments are subject to risk and the value of shares and the income from them can fall as well as rise due to stock market and currency movements. You may not get back as much as you originally invested.

Custodian, Fund Administrator and Subscriptions – Contact BNY MELLON  
Tel: +353 1 900 6140 Fax: +353 1 900 6141 Email: MontanaroTA@bnymellon.com

Montanaro Asset Management Limited, 53 Threadneedle Street, London, EC2R 8AR

Tel: 020 7448 8600

Fax: 020 7448 8601

www.montanaro.co.uk

enquiries@montanaro.co.uk

**Top 10 Holdings**

Thule	5.0%
Nolato	4.2%
NCAB	4.2%
Avanza Bank	3.8%
Atea	3.3%
Know It	3.0%
Bureau Veritas	3.0%
Galenica Santé	2.9%
Edenred	2.7%
Rational	2.7%
	<b>34.8%</b>

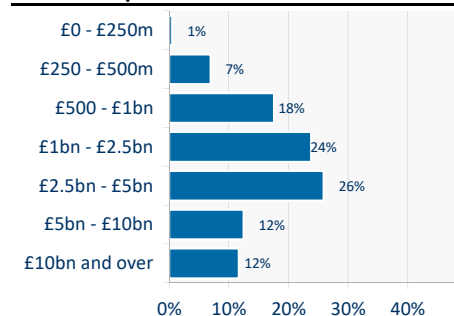
**Portfolio Analysis**

Price / Earnings 22F	22.6
EPS Growth 22F*	13.5%
Dividend Yield 22F	2.8%
Dividend Growth 22F*	47.5%
Return on Equity 22F	15.9%
EV/EBITDA 22F	17.2
EBIT Margin 22F	25.4%
Net Debt/Equity 22F	6.7%

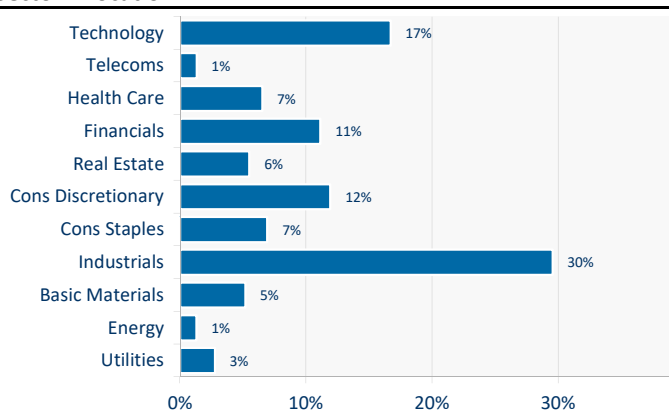
Source: Factset consensus estimates

\*Based on Bloomberg forecasts, overlaid with Montanaro adjustments

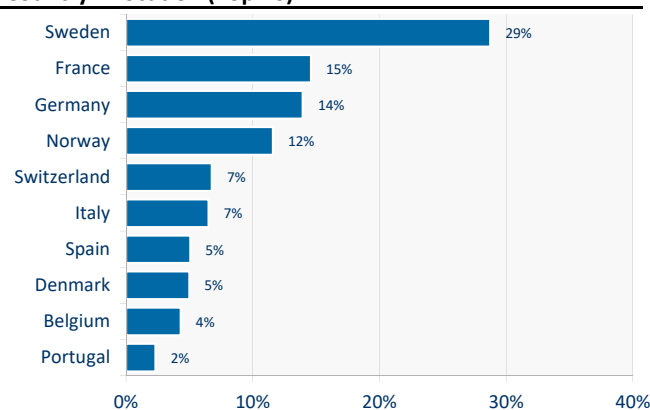
**Market Capitalisation Allocation**



**Sector Allocation**



**Country Allocation (Top 10)**



**Share Class Information**

	Ticker	ISIN	SEDOL	Launch	NAV	Ongoing Charge	Annual AMC	Perf Fee	Hurdle	Initial Charge	Minimum Investment	SRRI
<b>£ Class</b>	MOCESCG ID	IE00B3Q8KY24	B3Q8KY2	05/11/2015	242p	0.85%	0.75%	N/A	N/A	Nil	N/A	6
<b>£ Accumulation Class</b>	MOCESGA ID	IE00BFFK9M41	BFFK9M4	02/07/2018	137.3p	0.84%	0.75%	N/A	N/A	Nil	N/A	6
<b>€ Class</b>	MOCEIEU ID	IE00BYSRYX17	BYSRYX1	30/11/2015	€1.503	0.85%	0.75%	N/A	N/A	Nil	N/A	6

**Platforms**

AJ Bell ♦ All Funds ♦ Alliance Trust ♦ Amber ♦ Ascentric ♦ Aviva ♦ Cofunds ♦ Fidelity Fundsnetwork ♦ FNZ Wealth ♦ Hargreaves Lansdown ♦ Interactive Investor ♦ James Hay ♦ Novia ♦ Nucleus ♦ Old Mutual ♦ Pershing Nexus ♦ Raymond James ♦ Standard Life ♦ Transact

**Important Information**

This report is issued monthly by Montanaro Asset Management Limited (MAM), the fund manager, who is Authorised and Regulated in the UK by the Financial Conduct Authority (FCA). It may not be copied or distributed or otherwise made available to any recipient without the express written consent of MAM.

This material constitutes a financial promotion for the purposes of the Financial Services and Markets Act 2000 (the "Act"). The material included in this report has been prepared by MAM and is provided for information purposes only and does not constitute an invitation or offer to subscribe for or purchase shares in the Fund. Such investments can only be made by completing the application forms that accompany the Fund's Prospectus. This report is for Institutional Investors Only; MAM is not authorised to market directly to retail investors. Retail investors should seek independent financial advice before making any investment decisions.

Information and opinions presented in this material have been obtained or derived from sources believed by MAM to be reliable. MAM makes no representation as to their accuracy or completeness.

It is the responsibility of all users of this information to be informed and observe all applicable laws and regulations of any relevant jurisdictions where they reside.