

# Montanaro European Focus Fund

This is a Marketing Communication

For Professional and Institutional investors only

31 May 2024

Open Ended

This is a marketing communication. This is not a contractually binding document. Please refer to the Prospectus of the UCITS and to the KIID or KID and do not base any final investment decision on this communication alone.

## Fund Objective

To outperform its Benchmark, the STOXX Europe Mid 200 (Capital Return) Index. The Fund will invest primarily in MidCap companies quoted in the EU, the UK, Iceland, Norway and Switzerland with a market capitalisation smaller than the largest unadjusted market capitalisation of any of the constituents of the STOXX Europe Mid 200 (Capital Return) Index at the time of initial investment. No unquoted investments are permitted.

## Performance

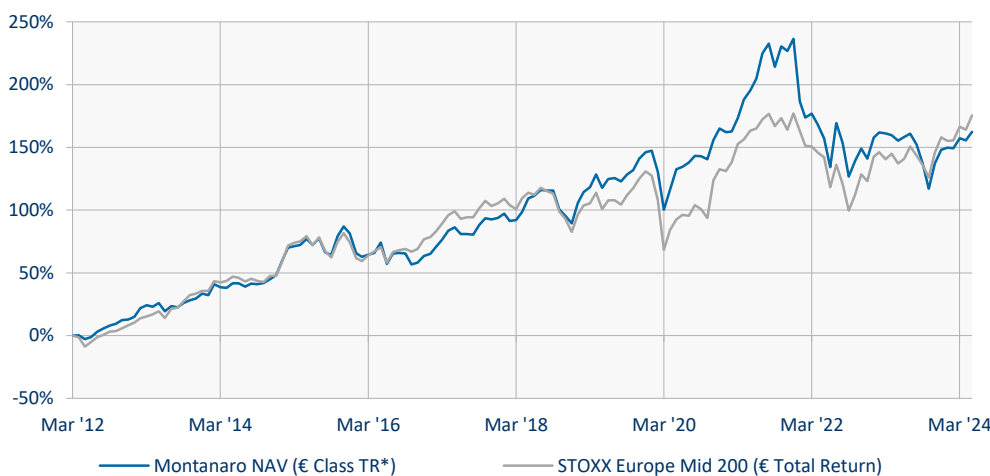
### Cumulative Returns (€)

	YTD	1M	3M	6M	12M	3Y	5Y	10Y	Launch
€ Class (TR)*	5.8%	2.7%	5.2%	10.7%	2.8%	-11.2%	20.5%	85.1%	162.4%
Stoxx Europe Mid 200 (€ TR)†	6.8%	4.3%	7.8%	12.1%	16.2%	4.6%	37.2%	87.3%	175.5%

### Annual Returns (€)

	2023	2022	2021	2020	2019	2018	2017	2016	2015
€ Class (TR)*	2.9%	-28.4%	26.9%	7.7%	29.9%	-2.2%	18.6%	-9.9%	22.3%
Stoxx Europe Mid 200 (€ TR)†	15.6%	-19.4%	19.1%	0.7%	26.4%	-11.1%	16.2%	1.5%	17.9%

## Cumulative Performance Since Inception



Source: Montanaro, MSCI, Bloomberg. NAV to NAV, unrounded. \* Dividends reinvested at ex-date. † The Stoxx Europe Mid 200 (Total Return) index is shown for comparison purposes only, the official benchmark is Capital Return.

\*\*There was a name change for the fund with effect from 17 May 2023. Prior to the change, the fund was called the Montanaro European MidCap Fund.

## Key Information

Class Launch	March 2012**
Depository	BNY Mellon
Administrator	BNY Mellon
Transfer Agent	BNY Mellon
Legal Status	Irish OEIC
Listing	Euronext Dublin
Valuation Time	Daily 4pm Dublin time
Dealing Cut-Off Time	12pm Dublin time
Domicile	Ireland

## Fund Facts

Fund Manager	Alex Magni
Backup Fund Manager	Mark Rogers
Benchmark	STOXX Europe Mid 200
Fund Size	€9 million
No. of Holdings	25
Median Mkt Cap	€4,987 million
Cash	4.0%

## ESG

Carbon Intensity	67.9
Water Intensity	n/a
Waste Intensity	27.2
Fund ESG Score*	6.4

\*The Fund ESG Score is the weighted average of Montanaro's proprietary company ESG Checklist scores (0-10; 10 is best).

## Risk & Reward Profile



These numbers rate how the Fund may perform and the risk of losing some or all of your investment. In general the potential for higher returns also implies a higher level of risk. However, the lowest category (1) does not mean a risk free investment.

This risk rating is based on historical data which may not be a reliable indication of the future risks and rewards of the fund. The risk rating of the fund may change over time.

Past performance is not a reliable indicator of future results. All investments are subject to risk and the value of shares and the income from them can fall as well as rise due to stock market and currency movements. You may not get back as much as you originally invested.

For further information please see the Risk and Reward section of the Key Investor Information Document (KIID).

## Important Information

All investments are subject to risk and the value of shares and the income from them can fall as well as rise due to stock market and currency movements. You may not get back as much as you originally invested.

Custodian, Fund Administrator and Subscriptions – Contact BNY MELLON  
Tel: +353 1 900 6140 Fax: +353 1 900 6141 Email: MontanaroTA@bnymellon.com

Montanaro Asset Management Limited, 53 Threadneedle Street, London, EC2R 8AR

Tel: 020 7448 8600

Fax: 020 7448 8601

www.montanaro.co.uk

enquiries@montanaro.co.uk

**Top 10 Holdings**

Diploma	6.4%
Amundi	5.3%
Moncler	5.1%
MTU Aero Engines	4.7%
Recordati	4.7%
Loomis	4.4%
AAK	4.2%
Reply	4.1%
4Imprint	3.9%
Sthree	3.9%
<b>Total</b>	<b>46.6%</b>

**Risk Analysis**

	Fund	Index
Jensen's Alpha (annual)	-2.6%	
Beta	1.08	1.00
Standard Deviation	20.3%	16.6%
Sharpe Ratio	-0.28	-0.17
Tracking Error	9.6%	
Information Ratio	-0.28	
Active Share	97.4%	

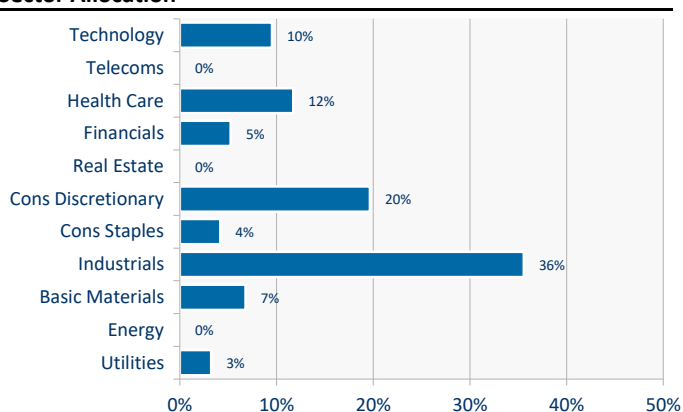
Note: risk statistics over three years, € Class TR

**Portfolio Analysis**

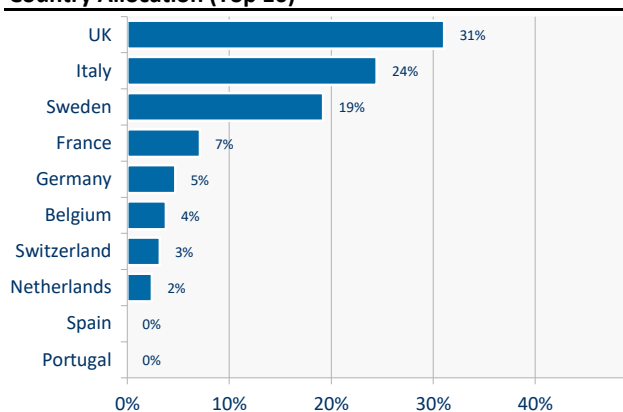
Price / Earnings 25F	17.3
EPS Growth 25F	9.0%
Dividend Yield 25F	2.6%
Dividend Growth 25F	11.0%
Return on Equity 25F	16.4%
EV/EBITDA 25F	12.6
EBIT Margin 25F	21.1%
Net Debt/Equity 25F	13.8%

Source: Factset consensus estimates

**Sector Allocation**



**Country Allocation (Top 10)**



**Share Class Information**

	Ticker	ISIN	SEDOL	Launch	NAV	Ongoing Charge	Annual AMC	Perf Fee	High Water Mark	Initial Charge	Minimum Investment	SRRI
€ Class	MEUMCED ID	IE00B6VJL827	B6VJL82	30/03/2012	€1.218	1.60%	1.50%	As Below	€3.317	Nil	N/A	6
€ Institutional Accumulation Class	MEUMCEA ID	IE00B8T35895	BBT3589	28/06/2013	€2.798	0.84%	0.75%	As Below	€3.523	Nil	€25m	6

**Performance Fee** 20% (+VAT) of the amount by which the net asset value exceeds the higher of the High Water Mark or the return on the Benchmark plus 3 percentage points (please see the prospectus for further information)

**Important Information**

This material is issued monthly by Montanaro Asset Management Limited ("MAM"), the Fund Manager. MAM is authorised and regulated by the Financial Conduct Authority ("FCA") FRN: 183211. Company registration number 03246931. Registered office 53 Threadneedle Street, London, EC2R 8AR. It may not be copied or distributed or otherwise made available to any recipient without the express written consent of MAM.

This material constitutes a financial promotion for the purposes of the Financial Services and Markets Act 2000 (the "Act"). The material included in this report has been prepared by MAM and is intended for informational purposes only. It does not constitute an invitation or offer to subscribe for or purchase shares in the Fund. Such investments can only be made by completing the application forms that accompany the Fund's Prospectus. This material is for Professional and Institutional Investors only; MAM is not authorised to market directly to retail investors. Retail investors should seek independent financial advice before making any investment decisions.

Information and opinions presented in this material have been obtained or derived from sources believed by MAM to be reliable. MAM makes no representation as to their accuracy or completeness.

It is the responsibility of all users of this information to be informed and observe all applicable laws and regulations of any relevant jurisdictions where they reside.