

Better World Fund

31 March 2020

Open Ended

Fund Objective

The Fund will seek to invest in high quality companies whose products, services or behaviour are deemed to make a positive impact on society and which emphasise sound environmental, social and governance (ESG) practices. In particular, the Investment Manager will seek to identify profitable and well managed businesses operating in markets that offer attractive structural growth opportunities. The Fund may not invest in companies with material revenue exposure to the manufacturing or supply of weapons, tobacco, gambling, adult entertainment, alcohol, exploration and production oil & coal companies, or any other areas deemed not to meet the Investment Manager's ethical standards.

Performance

Rolling Returns (£)

	YTD	1M	3M	6M	12M	3Y	5Y	10Y	Launch
£ Class	-10.5%	-6.1%	-10.5%	-6.5%	1.9%				11.5%
£ Class (TR)*	-10.1%	-5.7%	-10.1%	-6.1%	2.4%				12.3%
MSCI World SMID Cap (£ TR)†	-23.1%	-16.8%	-23.1%	-22.2%	-15.6%				-9.9%

Rolling Returns (€)

	YTD	1M	3M	6M	12M	3Y	5Y	10Y	Launch
€ Class	-14.2%	-8.7%	-14.2%	-6.4%	-0.6%				10.0%
€ Class (TR)*	-13.9%	-8.3%	-13.9%	-6.1%	-0.3%				10.6%
MSCI World SMID Cap (€ TR)†	-26.3%	-19.1%	-26.3%	-22.2%	-17.8%				-11.3%

Cumulative Performance Since Inception



Source: Montanaro, MSCI, Bloomberg. NAV to NAV, unrounded.

* Dividends reinvested at ex-date.

† The MSCI World SMID Cap (net TR) became the official Benchmark as of April 2020. Previous to this it is shown for comparison purposes only.

Key Information

Fund Launch	April 2018
Depository	BNY Mellon
Administrator	BNY Mellon
Transfer Agent	BNY Mellon
Legal Status	Irish OEIC
Listing	Irish Stock Exchange
Valuation Time	Daily 4pm Dublin time
Dealing Cut-Off Time	12pm Dublin time

Fund Facts

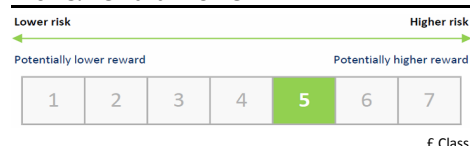
Lead Fund Manager	Charles Montanaro
Co Fund Manager	Mark Rogers
Fund Specialist	Ed Heaven
Benchmark	MSCI World SMid (Net TR)
Fund Size	£151 million
No. of Holdings	50
Median Mkt Cap	£3171 million
Cash	1.7%

ESG

Carbon Intensity	135.6
Water Intensity	610.1
Waste Intensity	n/a
Fund ESG Score*	6.4

*The Fund ESG Score is the weighted average of Montanaro's proprietary company ESG Checklist scores (0-10; 10 is best).

Risk & Reward Profile



These numbers rate how the Fund may perform and the risk of losing some or all of your investment. In general the potential for higher returns also implies a higher level of risk. However, the lowest category (1) does not mean a risk free investment.

This risk rating is based on historical data which may not be a reliable indication of the future risks and rewards of the fund. The risk rating of the fund may change over time.

Past performance is not a reliable indicator of future results. All investments are subject to risk and the value of shares and the income from them can fall as well as rise due to stock market and currency movements. You may not get back as much as you originally invested.

Important Information

All investments are subject to risk and the value of shares and the income from them can fall as well as rise due to stock market and currency movements. You may not get back as much as you originally invested.

Custodian, Fund Administrator and Subscriptions – Contact BNY MELLON
 Tel: +353 1 900 6140 Fax: +353 1 900 6141 Email: MontanaroTA@bnymellon.com

Montanaro Asset Management Limited, 53 Threadneedle Street, London, EC2R 8AR

Tel: 020 7448 8600

Fax: 020 7448 8601

www.montanaro.co.uk

enquiries@montanaro.co.uk

Top 10 Holdings

Sartorius Stedim Biotech	4.0%
Qualys Inc	3.8%
Ansys Inc	3.7%
Cochlear Ltd	3.2%
Halma	3.2%
Nemetschek	3.1%
Belimo Holding	2.9%
Adyen	2.9%
Kingspan	2.9%
Masimo Corp	2.8%
	<u>32.6%</u>

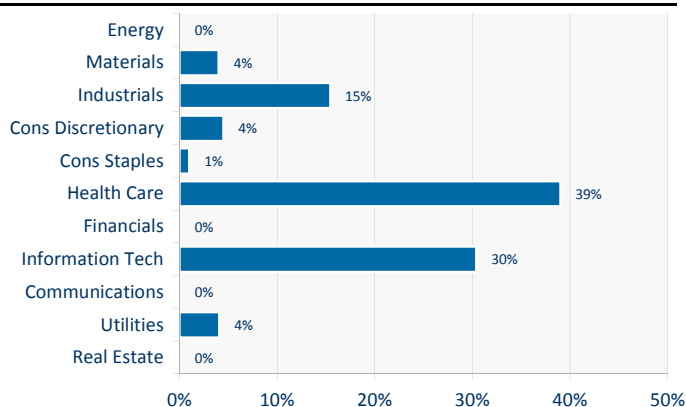
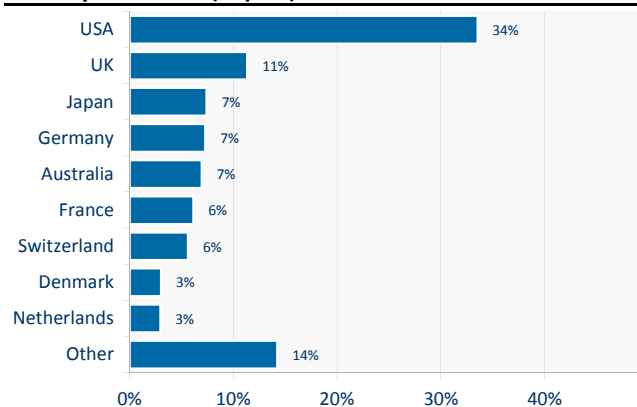
Risk Analysis

Insufficient data available for Risk Analysis

Portfolio Analysis

Price / Earnings 20F	27.8
EPS Growth 20F	5.2%
Dividend Yield 20F	1.2%
Dividend Growth 20F	3.8%
Return on Equity 20F	15.8%
EV/EBITDA 20F	21.1
EBIT Margin 20F	25.2%
Net Debt/Equity 20F	-10.5%

Source: Factset consensus estimates

Sector Allocation**Country Allocation (Top 10)****Share Class Information**

	Ticker	ISIN	SEDOL	Launch	NAV	Ongoing Charge	Annual AMC	Perf Fee	Hurdle	Initial Charge	Minimum Investment*	SRRI
£ Class	MONBWFG ID	IE00BYWFFF02	BYWFFF0	10/04/2018	£1.115	0.99%	0.85%	N/A	N/A	Nil	N/A	5
€ Class	MONBWFE ID	IE00BYWFFB63	BYWFFB6	10/04/2018	€1.1	0.99%	0.85%	N/A	N/A	Nil	N/A	6
SEK Accumulation Class	MONBWFS ID	IE00BK5CVW95	BK5CVW9	30/06/2019	SEK9.567	0.85%	0.70%	N/A	N/A	Nil	€150m	5

* With effect from a change of Prospectus in April 2020

Important Information

This report is issued monthly by Montanaro Asset Management Limited (MAM), the fund manager, who is Authorised and Regulated in the UK by the Financial Conduct Authority (FCA). It may not be copied or distributed or otherwise made available to any recipient without the express written consent of MAM.

This material constitutes a financial promotion for the purposes of the Financial Services and Markets Act 2000 (the "Act"). The material included in this report has been prepared by MAM and is provided for information purposes only and does not constitute an invitation or offer to subscribe for or purchase shares in the Fund. Such investments can only be made by completing the application forms that accompany the Fund's Prospectus. This report is for Institutional Investors Only; MAM is not authorised to market directly to retail investors. Retail investors should seek independent financial advice before making any investment decisions.

Information and opinions presented in this material have been obtained or derived from sources believed by MAM to be reliable. MAM makes no representation as to their accuracy or completeness.

It is the responsibility of all users of this information to be informed and observe all applicable laws and regulations of any relevant jurisdictions where they reside.