

LF Montanaro UK Income Fund

30 June 2020

For Professional and Institutional investors only

Open-Ended Investment Company

Fund Objective

To invest at least 60% of the Fund in the shares of small and medium sized UK companies, including REITs (Real Estate Investment Trusts are companies that aim to generate an income and/or profit from investing in property), that have a maximum market capitalisation (the total value of the company) of £10 billion. The Fund may also invest up to 20% in small, medium and large sized companies, including REITs in the European Union (excluding the UK), Iceland, Norway and Switzerland.

Performance

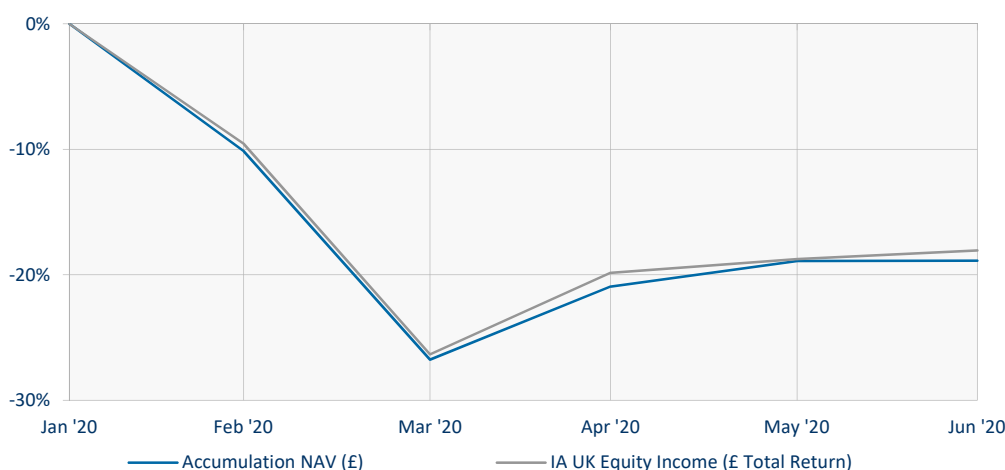
Rolling Returns

	YTD	1M	3M	6M	12M	3Y	5Y	10Y	Launch
Accumulation (£)		0.0%	10.8%	N/A	N/A	N/A	N/A	N/A	-18.9%
Income (£ TR†)		0.0%	10.8%	N/A	N/A	N/A	N/A	N/A	-18.9%
IA: UK Equity Income (£ TR)		0.8%	11.2%	N/A	N/A	N/A	N/A	N/A	-18.1%

Calendar Year Returns

Accumulation (£)
Income (£ TR†)
IA: UK Equity Income (£ TR)

Cumulative Performance Since Inception



Source: Montanaro, Bloomberg, FE Analytics. NAV to NAV.

† Dividends reinvested at ex date.

Key Information

Fund Launch	January 2020
ACD	Link Fund Solutions
Depository	BNY Mellon
Transfer Agent	Link Fund Administrators Limited
Legal Status	OEIC
Domicile	UK
Valuation Time	Daily 12pm (London)
Dealing Cut-Off Time	Daily 11.59am (London)

Fund Facts

Fund Manager	Charles Montanaro
Backup Fund Manager	Guido Dacie-Lombardo
Comparator Benchmark	IA UK Equity Income Sector
Fund Size	£8.5 million
No. of Holdings	52
Median Mkt Cap	£1,245 million
Cash	1.4%
Forecast Yield 20F*	3.5%

*Calculated as the weighted average forecast yield on the Portfolio. Expenses are paid out of capital.

ESG

Carbon Intensity	66.4
Water Intensity	n/a
Waste Intensity	28.4
Fund ESG Score*	n/a

*The Fund ESG Score is the weighted average of Montanaro's proprietary company ESG Checklist scores (0-10; 10 is best).

Risk & Reward Profile



Accumulation Class

• This indicator shows how much a fund has risen and fallen in the past, and therefore how much a fund's returns have varied. It is a measure of a fund's volatility. As the fund has less than 5 years price history, this calculation incorporates the volatility of an appropriate benchmark index. The higher a fund's past volatility the higher the number on the scale and the greater the risk that investors in that fund may have made losses as well as gains.

• The fund has been classed as 5 because its volatility has been measured as above average.

• This indicator is based on historical data and may not be a reliable indication of the future risk profile of this fund.

• The risk and reward profile shown is not guaranteed to remain the same and may shift over time. Number 1 on the scale does not mean that a fund is risk free.

Important Information

Past performance is not a reliable indicator of future results. All investments are subject to risk and the value of shares and the income from them can fall as well as rise due to stock market and currency movements. You may not get back as much as you originally invested.

For further information please see the Prospectus and Key Investor Information Document (KIID) available on the Link website (www.linkfundsolutions.co.uk).

Transfer Agent – Contact Link Fund Administrators Limited
 Tel: +345 922 0044 Email: investorservices@linkgroup.co.uk

Montanaro Asset Management Limited, 53 Threadneedle Street, London, EC2R 8AR

Tel: 020 7448 8600

Fax: 020 7448 8601

www.montanaro.co.uk

enquiries@montanaro.co.uk

Top 10 Holdings*

Marshall's	3.6%
Integratin	3.5%
Avast	3.4%
Big Yellow Group	3.2%
St. James Place	3.1%
4Imprint Group	3.0%
Pennon Group	3.0%
FDM Group	2.9%
XP Power	2.9%
LondonMetric Property	2.8%
	31.5%

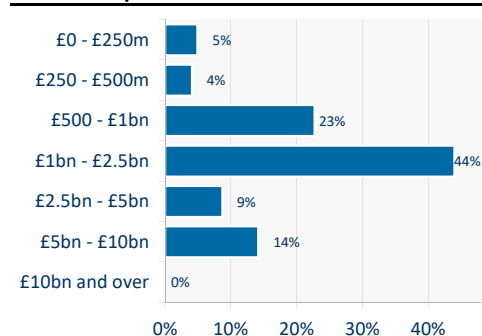
*Source: Montanaro, Bloomberg as at 30/06/20

Portfolio Analysis*

Price / Earnings 21F	17.6
EPS Growth 21F	21.2%
Dividend Growth 21F	33.0%
Return on Equity 21F	12.8%
EV/EBITDA 21F	14.8
EBIT Margin 21F	25.7%
Net Debt/Equity 21F	19.5%

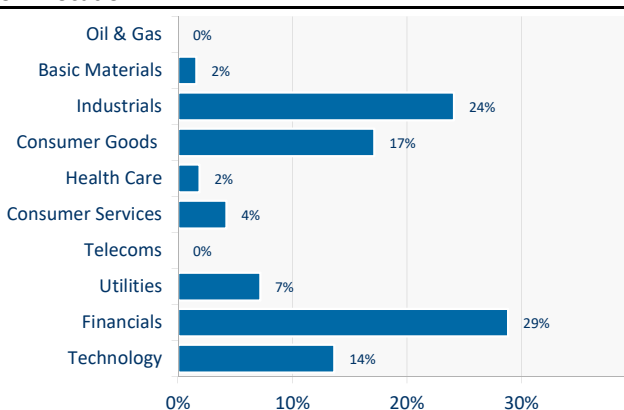
*Source: Montanaro, Factset as at 30/06/20

Market Capitalisation Allocation*



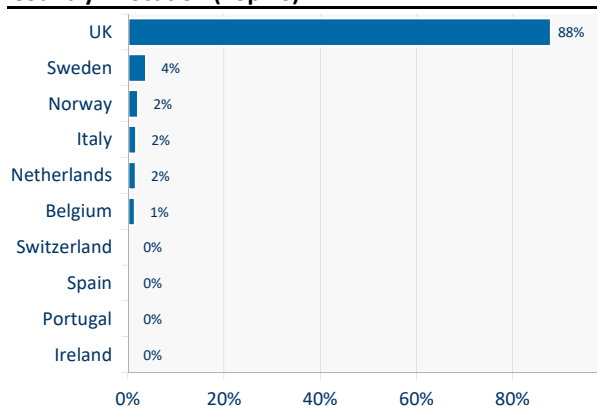
*Source: Montanaro, Bloomberg as at 30/06/20

Sector Allocation*



*Source: Montanaro, Bloomberg as at 30/06/20

Country Allocation (Top 10)*



*Source: Montanaro, Bloomberg as at 30/06/20

Share Class Information

	Ticker	ISIN	SEDOL	Launch	NAV	Ongoing Charge	Annual AMC	Perf Fee	Hurdle	Initial Charge	Minimum Investment	SRI
Accumulation	LFMUIAS LN	GB00BJRCFW88	BJRCFW8	31/01/2020	81.12p	0.80%	0.75%	Nil	N/A	N/A	£1,000	5
Income	LFMUIAI LN	GB00BJRCFQ29	BJRCFQ2	31/01/2020	80.99p	0.80%	0.75%	Nil	N/A	N/A	£1,000	5

Platforms

7IM ♦ AJ Bell ♦ Aviva ♦ FNZ Wealth ♦ Novia ♦ Pershing Nexus ♦ Transact ♦ Zurich ♦ Embark

Important Information

This report is issued monthly by Montanaro Asset Management Limited (MAM), the fund manager, who is Authorised and Regulated in the UK by the Financial Conduct Authority (FCA). It may not be copied or distributed or otherwise made available to any recipient without the express written consent of MAM.

This material constitutes a financial promotion for the purposes of the Financial Services and Markets Act 2000 (the "Act"). The material included in this report has been prepared by MAM and is provided for information purposes only and does not constitute an invitation or offer to subscribe for or purchase shares in the Fund. Such investments can only be made by completing the application forms that accompany the Fund's Prospectus. This report is for Institutional Investors Only; MAM is not authorised to market directly to retail investors. Retail investors should seek independent financial advice before making any investment decisions.

Information and opinions presented in this material have been obtained or derived from sources believed by MAM to be reliable. MAM makes no representation as to their accuracy or completeness.

It is the responsibility of all users of this information to be informed and observe all applicable laws and regulations of any relevant jurisdictions where they reside.

