

# LF Montanaro UK Income Fund

26 February 2021

For Professional and Institutional investors only

Open-Ended Investment Company

## Fund Objective

To invest at least 60% of the Fund in the shares of small and medium sized UK companies, including REITs (Real Estate Investment Trusts are companies that aim to generate an income and/or profit from investing in property), that have a maximum market capitalisation (the total value of the company) of £10 billion. The Fund may also invest up to 20% in small, medium and large sized companies, including REITs in the European Union (excluding the UK), Iceland, Norway and Switzerland.

## Performance

### Rolling Returns

	YTD	1M	3M	6M	12M	3Y	5Y	10Y	Launch
<b>Accumulation (£)</b>	0.7%	2.3%	6.3%	12.6%	4.1%	N/A	N/A	N/A	-6.5%
<b>Income (£ TR†)</b>	0.7%	2.3%	6.3%	12.6%	4.1%	N/A	N/A	N/A	-6.5%
<b>IA: UK Equity Income (£ TR)</b>	2.0%	2.6%	5.6%	15.2%	3.3%	N/A	N/A	N/A	-6.5%

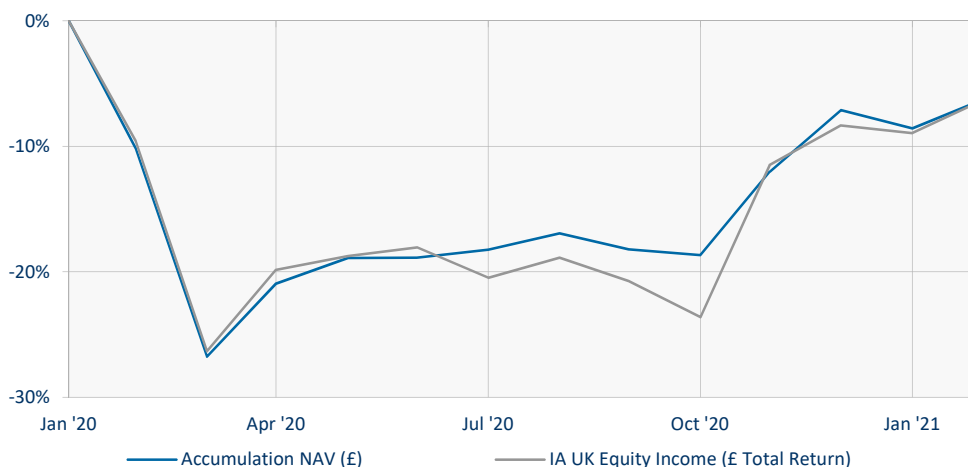
### Calendar Year Returns

**Accumulation (£)**

**Income (£ TR†)**

**IA: UK Equity Income (£ TR)**

### Cumulative Performance Since Inception



Source: Montanaro, Bloomberg, FE Analytics. NAV to NAV.

† Dividends reinvested at ex date. Dividend rates used are estimates where final figures are not available.

## Key Information

<b>Fund Launch</b>	January 2020
<b>ACD</b>	Link Fund Solutions
<b>Depository</b>	BNY Mellon
<b>Transfer Agent</b>	Link Fund Administrators Limited
<b>Legal Status</b>	OEIC
<b>Domicile</b>	UK
<b>Valuation Time</b>	Daily 12pm (London)
<b>Dealing Cut-Off Time</b>	Daily 11.59am (London)

## Fund Facts

<b>Lead Fund Manager</b>	Guido Dacie-Lombardo
<b>Co Fund Manager</b>	Charles Montanaro
<b>Comparator Benchmark</b>	IA UK Equity Income Sector

<b>Fund Size</b>	£19.9 million
<b>No. of Holdings</b>	50
<b>Median Mkt Cap</b>	£1,614 million
<b>Cash</b>	1.1%
<b>Forecast Yield 21F*</b>	2.9%

\*Calculated as the weighted average forecast yield on the Portfolio. Expenses are paid out of capital.

## ESG

<b>Carbon Intensity</b>	64.2
<b>Water Intensity</b>	n/a
<b>Waste Intensity</b>	n/a
<b>Fund ESG Score*</b>	n/a

\*The Fund ESG Score is the weighted average of Montanaro's proprietary company ESG Checklist scores (0-10; 10 is best).

## Risk & Reward Profile



• This indicator shows how much a fund has risen and fallen in the past, and therefore how much a fund's returns have varied. It is a measure of a fund's volatility. As the fund has less than 5 years price history, this calculation incorporates the volatility of an appropriate benchmark index. The higher a fund's past volatility the higher the number on the scale and the greater the risk that investors in that fund may have made losses as well as gains.

• The fund has been classed as 6 because its volatility has been measured as above average.

• This indicator is based on historical data and may not be a reliable indication of the future risk profile of this fund.

• The risk and reward profile shown is not guaranteed to remain the same and may shift over time. Number 1 on the scale does not mean that a fund is risk free.

## Important Information

Past performance is not a reliable indicator of future results. All investments are subject to risk and the value of shares and the income from them can fall as well as rise due to stock market and currency movements. You may not get back as much as you originally invested.

For further information please see the Prospectus and Key Investor Information Document (KIID) available on the Link website ([www.linkfundsolutions.co.uk](http://www.linkfundsolutions.co.uk)).

Transfer Agent – Contact Link Fund Administrators Limited  
Tel: +345 922 0044 Email: [investorservices@linkgroup.co.uk](mailto:investorservices@linkgroup.co.uk)

Montanaro Asset Management Limited, 53 Threadneedle Street, London, EC2R 8AR

Tel: 020 7448 8600

Fax: 020 7448 8601

[www.montanaro.co.uk](http://www.montanaro.co.uk)

[enquiries@montanaro.co.uk](mailto:enquiries@montanaro.co.uk)

**Top 10 Holdings\***

Marshall's	4.0%
Big Yellow Group	3.5%
FDM Group	3.4%
LondonMetric Property	3.2%
XP Power	3.0%
Taylor Wimpey	2.8%
Brewin Dolphin	2.7%
NCC Group	2.7%
Avast	2.6%
Dechra Pharmaceuticals	2.6%
<b>Total</b>	<b>30.6%</b>

\*Source: Montanaro, Bloomberg as at 26/02/21

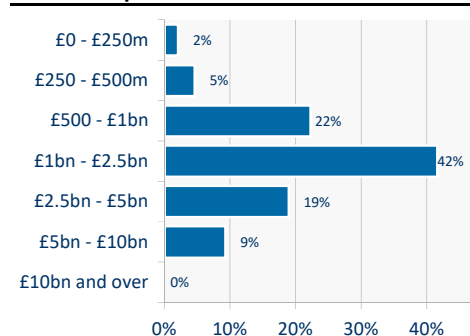
**Portfolio Analysis\***

Price / Earnings 21F	19.5
EPS Growth 21F**	27.5%
Dividend Growth 21F**	38.0%
Return on Equity 21F	12.9%
EV/EBITDA 21F	15.5
EBIT Margin 21F	26.5%
Net Debt/Equity 21F	9.1%

\*Source: Montanaro, Factset as at 26/02/21

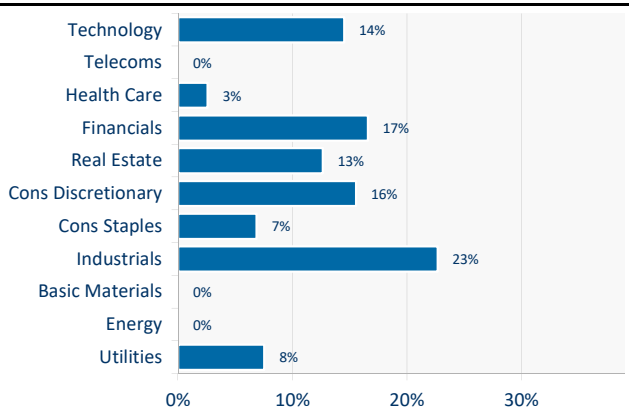
\*\*Based on Bloomberg forecasts, overlaid with Montanaro adjustments

**Market Capitalisation Allocation\***



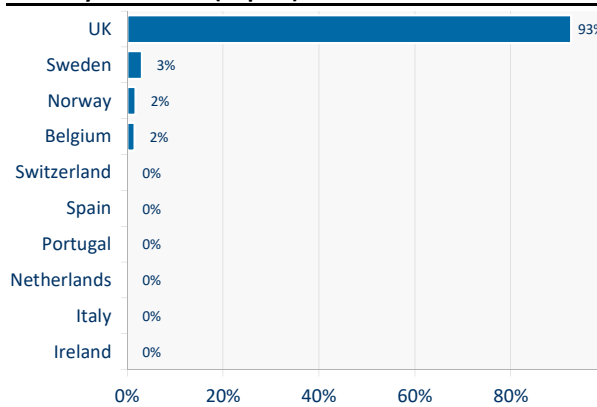
\*Source: Montanaro, Bloomberg as at 26/02/21

**Sector Allocation\***



\*Source: Montanaro, Bloomberg as at 26/02/21

**Country Allocation (Top 10)\***



\*Source: Montanaro, Bloomberg as at 26/02/21

**Share Class Information**

	Ticker	ISIN	SEDOL	Launch	NAV	Ongoing Charge	Annual AMC	Perf Fee	Hurdle	Initial Charge	Minimum Investment	SRRI
Accumulation	LFMUIAS LN	GB00BJRCFW88	BJRCFW8	31/01/2020	93.52p	0.80%	0.75%	Nil	N/A	N/A	£1,000	6
Income	LFMUIAI LN	GB00BJRCFQ29	BJRCFQ2	31/01/2020	91.89p	0.80%	0.75%	Nil	N/A	N/A	£1,000	6

**Platforms**

7IM ♦ AJ Bell ♦ Aviva ♦ FNZ Wealth ♦ Novia ♦ Pershing Nexus ♦ Transact ♦ Zurich ♦ Embark ♦ Ascetric ♦ Hargreaves Lansdown

**Important Information**

This report is issued monthly by Montanaro Asset Management Limited (MAM), the fund manager, who is Authorised and Regulated in the UK by the Financial Conduct Authority (FCA). It may not be copied or distributed or otherwise made available to any recipient without the express written consent of MAM.

This material constitutes a financial promotion for the purposes of the Financial Services and Markets Act 2000 (the "Act"). The material included in this report has been prepared by MAM and is provided for information purposes only and does not constitute an invitation or offer to subscribe for or purchase shares in the Fund. Such investments can only be made by completing the application forms that accompany the Fund's Prospectus. This report is for Institutional Investors Only; MAM is not authorised to market directly to retail investors. Retail investors should seek independent financial advice before making any investment decisions.

Information and opinions presented in this material have been obtained or derived from sources believed by MAM to be reliable. MAM makes no representation as to their accuracy or completeness.

It is the responsibility of all users of this information to be informed and observe all applicable laws and regulations of any relevant jurisdictions where they reside.

