

LF Montanaro Better World Fund

30 December 2022

For Professional and Institutional investors only

This is a marketing communication. This is not a contractually binding document. Please refer to the Prospectus of the UCITS and to the KIID and KID and do not base any final investment decision on this communication alone.

Investment Objective and Policy

To achieve capital growth over any five year period, after all costs and charges have been taken, by investing in companies which make a positive impact on society or the environment. To invest at least 60% of the Fund in the shares of small and medium sized companies in Australia, Austria, Belgium, Canada, Denmark, Finland, France, Germany, Greece, Hong Kong, Iceland, Ireland, Israel, Italy, Japan, Luxembourg, Malta, Netherlands, New Zealand, Norway, Portugal, Singapore, Spain, Sweden, Switzerland, Taiwan, United Kingdom and United States, including Real Estate Investment Trusts (REITs); that have a market capitalisation (the total value of the company) which is less than the largest company by value in the MSCI World SMID (Small and Medium) Cap Index. The Fund may also invest up to 40% in larger sized companies. The Investment Manager will invest in companies which, in its opinion, make a positive impact on society or the environment, deriving at least 50% of their revenue from themes which the Investment Manager considers contribute to these impacts, such as (but not limited to) environmental protection, low carbon economy, health care, nutrition, innovative technologies and well-being.

Performance

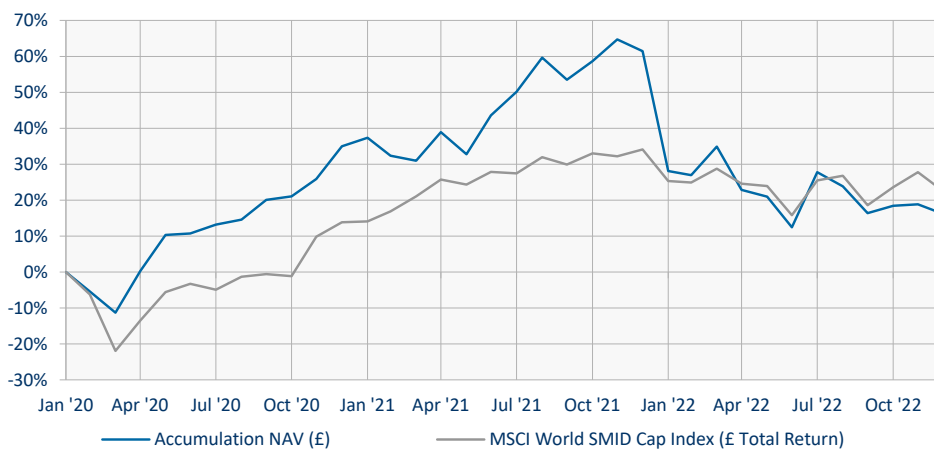
Rolling Returns

	YTD	1M	3M	6M	12M	3Y	5Y	10Y	Launch
Accumulation (£)	-28.1%	-2.3%	-0.2%	3.3%	-28.1%	N/A	N/A	N/A	16.2%
MSCI World SMID (£ TR)	-8.7%	-4.2%	3.2%	5.7%	-8.7%	N/A	N/A	N/A	22.4%

Calendar Year Returns

	2022	2021
Accumulation (£)	-28.1%	19.6%
MSCI World SMID (£ TR)	-8.7%	17.8%

Cumulative Performance Since Inception



Source: Montanaro, Bloomberg. NAV to NAV.

Open-Ended Investment Company

Key Information

Fund Launch	January 2020 Link Fund Solutions
ACD	Limited
Depository	BNY Mellon
Transfer Agent	Link Fund Administrators Limited
Legal Status	OEIC
Domicile	UK
Valuation Time	Daily 12pm (London)
Dealing Cut-Off Time	Daily 11.59am (London)

Fund Facts

Lead Fund Manager	Mark Rogers
Co Fund Manager	Charles Montanaro
Fund Specialist	Ed Heaven
Comparator Benchmark	MSCI World SMID Cap

Fund Size	£86.3 million
No. of Holdings	51
Median Mkt Cap	£4,884 million
Cash	4.6%
Forecast Yield 22F*	0.9%

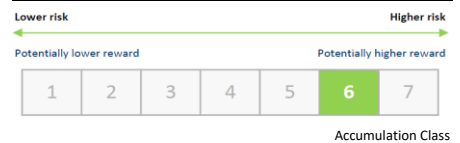
*Calculated as the weighted average forecast yield on the Portfolio.

ESG

Carbon Intensity	26.2
Water Intensity	852,334.4
Waste Intensity	11.7
Fund ESG Score*	6.65

*The Fund ESG Score is the weighted average of Montanaro's proprietary company ESG Checklist scores (0-10; 10 is best).

Risk & Reward Profile



• This indicator shows how much a fund has risen and fallen in the past, and therefore how much a fund's returns have varied. It is a measure of a fund's volatility. As the fund has less than 5 years price history, this calculation incorporates the volatility of an appropriate benchmark index. The higher a fund's past volatility the higher the number on the scale and the greater the risk that investors in that fund may have made losses as well as gains.

- The fund has been classed as 6 because its volatility has been measured as above average to high.
- This indicator is based on historical data and may not be a reliable indication of the future risk profile of this fund.
- The risk and reward profile shown is not guaranteed to remain the same and may shift over time. Number 1 on the scale does not mean that a fund is risk free.

Important Information

Past performance is not a reliable indicator of future results. All investments are subject to risk and the value of shares and the income from them can fall as well as rise due to stock market and currency movements. You may not get back as much as you originally invested.

For further information please see the Prospectus and Key Investor Information Document (KIID) available on the Link website

Transfer Agent – Contact Link Fund Administrators Limited
Tel: +345 922 0044 Email: investorservices@linkgroup.co.uk

Montanaro Asset Management Limited, 53 Threadneedle Street, London, EC2R 8AR

Tel: 020 7448 8600

Fax: 020 7448 8601

www.montanaro.co.uk

enquiries@montanaro.co.uk

Top 10 Holdings*

Bruker	3.3%
Bio Techne	3.2%
Ansys Inc	3.1%
Veeva	3.1%
Icon	2.8%
Tecan	2.8%
Spirax-Sarco Engineering	2.8%
Christian Hansen	2.8%
IDEX	2.7%
IDP Education	2.7%
Total	29.2%

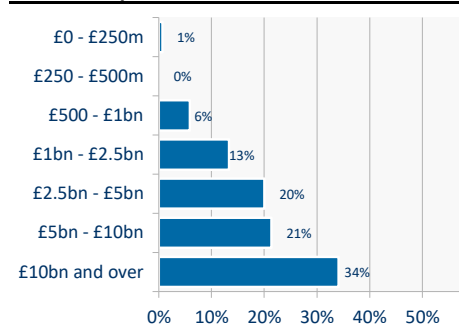
*Source: Montanaro, Bloomberg as at 30/12/22

Portfolio Analysis*

Price / Earnings 23F	27.8
EPS Growth 23F	6.3%
Dividend Growth 23F	6.3%
Return on Equity 23F	15.4%
EV/EBITDA 23F	21.5
EBIT Margin 23F	26.6%
Net Debt/Equity 23F	-9.1%

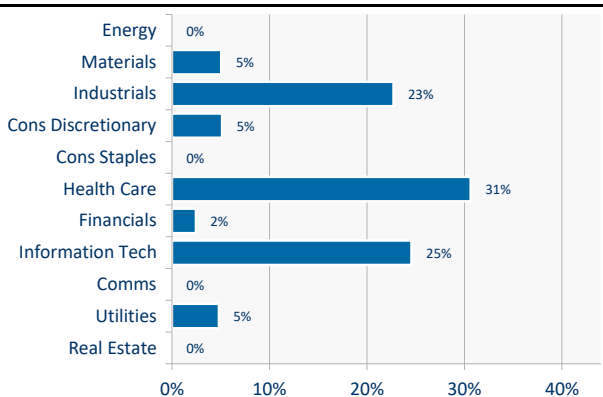
*Source: Montanaro, Factset as at 30/12/22

Market Capitalisation Allocation*



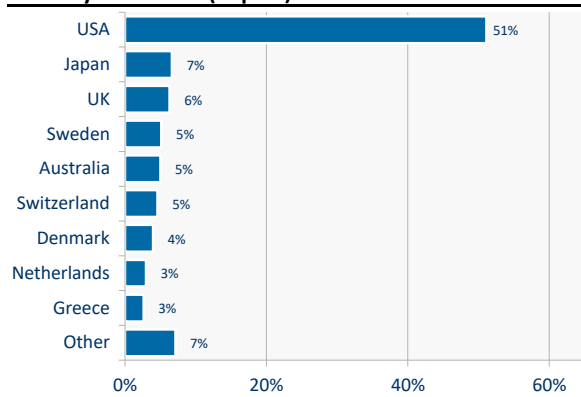
*Source: Montanaro, Bloomberg as at 30/12/22

Sector Allocation*



*Source: Montanaro, Bloomberg as at 30/12/22

Country Allocation (Top 10)*



*Source: Montanaro, Bloomberg as at 30/12/22

Share Class Information

	Ticker	ISIN	SEDOL	Launch	NAV	Ongoing Charge	Annual AMC	Perf Fee	High Water Mark	Initial Charge	Minimum Investment	SRI
GBP A Accumulation	LFMBWAS LN	GB00BJRCFP12	BJRCFP1	31/01/2020	116.16p	1.00%	0.85%	Nil	N/A	N/A	£1,000	6
GBP B Income	LFMBWBG LN	GB00BMW2NP33	BMW2NP3	27/08/2020	100.35p	0.80%	0.65%	Nil	N/A	N/A	£50m	6

Our Impact Team



Charles Montanaro
Co Fund Manager



Mark Rogers
Co Fund Manager



Ed Heaven
Head of Sustainable Investment



Kate Hewitt
ESG & Impact Analyst



Manroop Bal
Analyst

Platforms

7IM ♦ AJ Bell ♦ Aviva ♦ FNZ Wealth ♦ Novia ♦ Pershing Nexus ♦ Transact ♦ Zurich ♦ Embark ♦ Ascentric ♦ Hargreaves Lansdown ♦ Allfunds ♦ Fidelity ♦ Nucleus ♦ Old Mutual ♦ James Hay ♦ Raymond James

Important Information

This material is issued monthly by Montanaro Asset Management Limited ("MAM"), the Fund Manager. MAM is authorised and regulated by the Financial Conduct Authority ("FCA") FRN: 183211. Company registration number 03246931. Registered office 53 Threadneedle Street, London, EC2R 8AR. It may not be copied or distributed or otherwise made available to any recipient without the express written consent of MAM.

This material constitutes a financial promotion for the purposes of the Financial Services and Markets Act 2000 (the "Act"). The material included in this report has been prepared by MAM and is intended for informational purposes only. It does not constitute an invitation or offer to subscribe for or purchase shares in the Fund. Such investments can only be made by completing the application forms that accompany the Fund's Prospectus. This material is for Professional and Institutional Investors only; MAM is not authorised to market directly to retail investors. Retail investors should seek independent financial advice before making any investment decisions.

Information and opinions presented in this material have been obtained or derived from sources believed by MAM to be reliable. MAM makes no representation as to their accuracy or completeness.

It is the responsibility of all users of this information to be informed and observe all applicable laws and regulations of any relevant jurisdictions where they reside.

